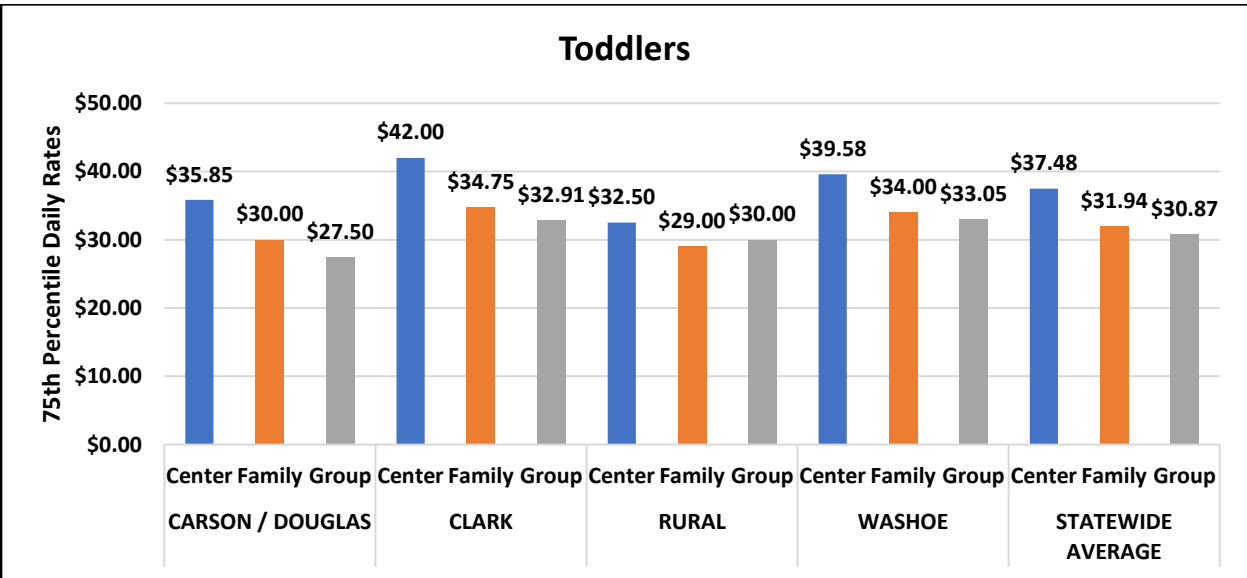
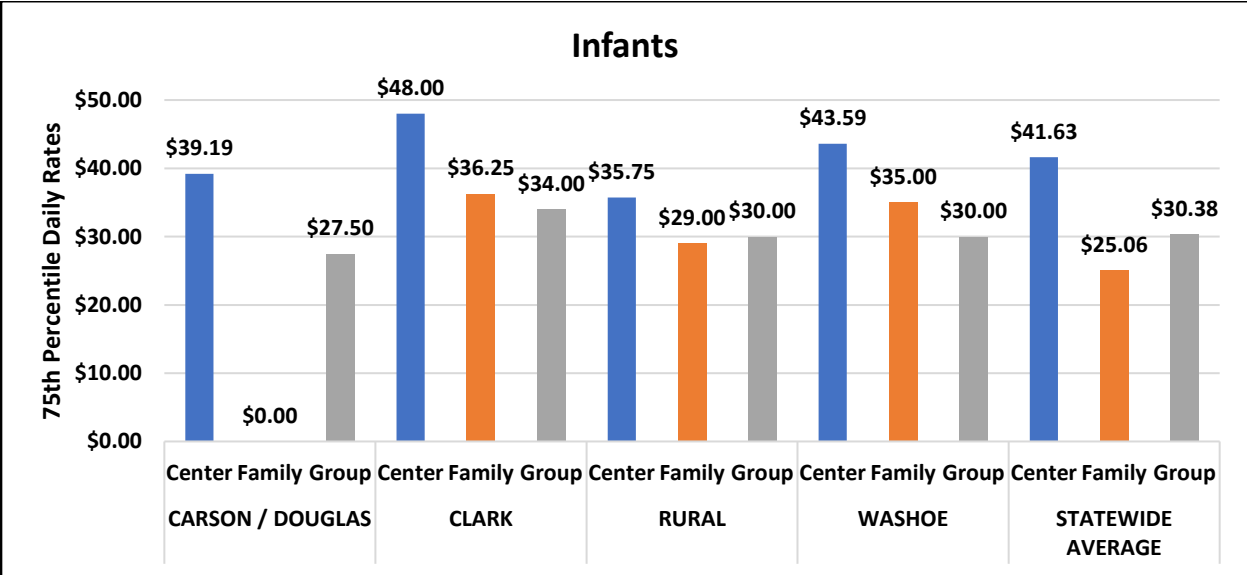


# Child Care Costs in Nevada

In November 2015, The Children’s Cabinet conducted a rate study of Nevada’s child care providers. Surveys were sent to 642 child care providers and 449 responded, a response rate of 70%. The surveyed providers included child care centers, family child care, and group child care. All information provided below is based on the survey responses.

## Rates by Age Group

The survey found that the rates charged by providers varied according to the type of care, age of the child, and location. The rates shown on the charts below are the 75<sup>th</sup> percentile daily rates, a standard measure of child care rates used by the federal government.



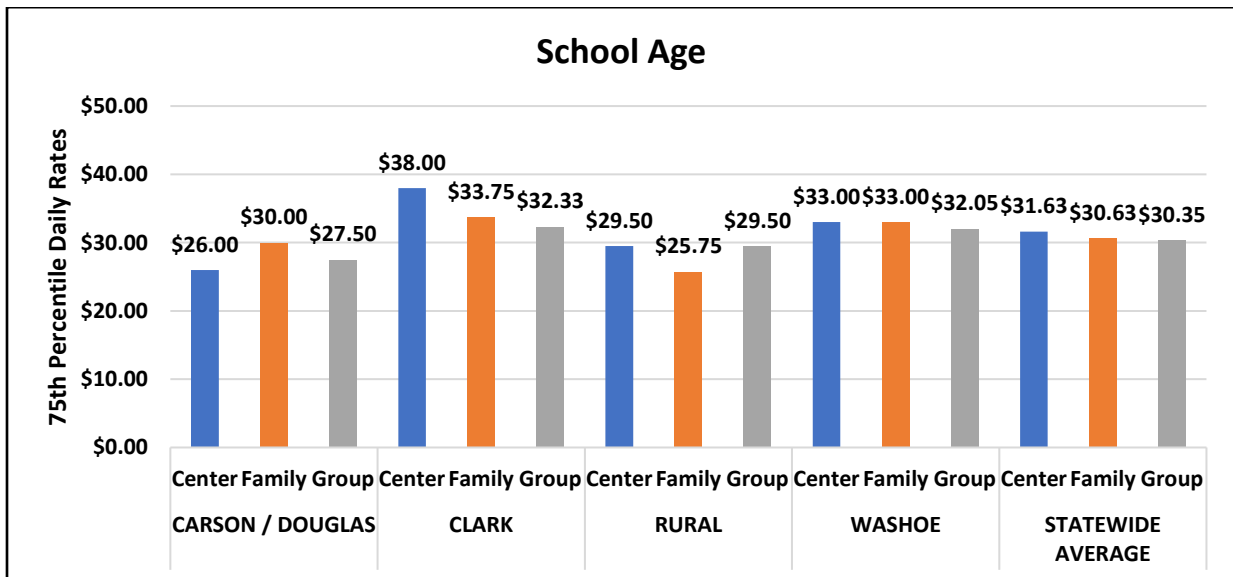
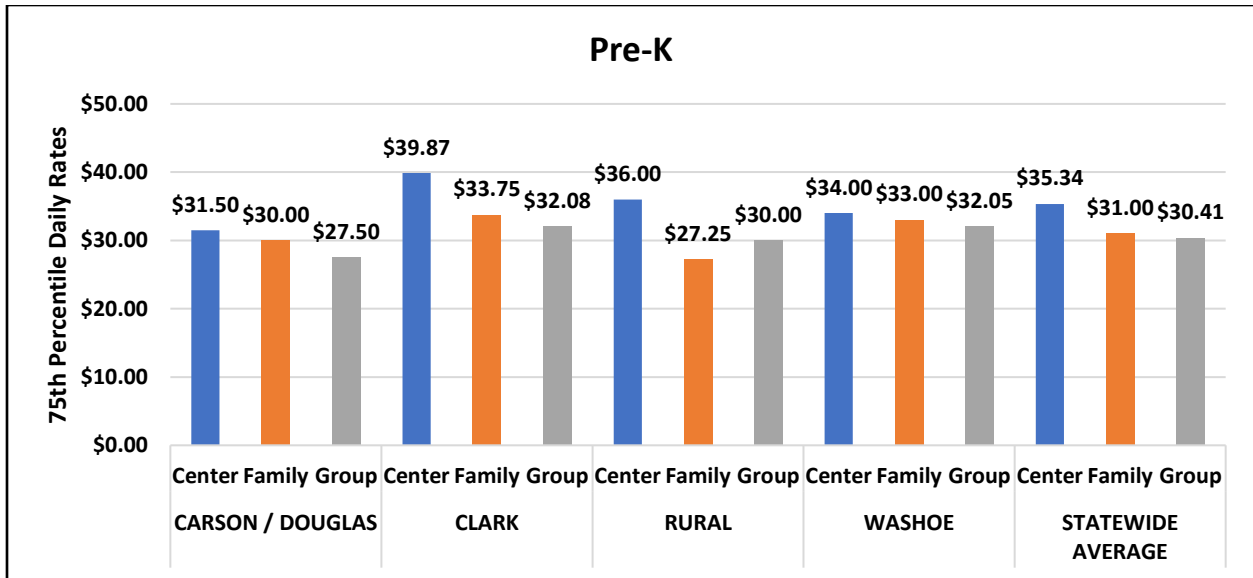


Table 1: Summary of 75<sup>th</sup> Percentile Daily Rates

Area	Type	Infants	Toddlers	Pre-K	School Age
CARSON / DOUGLAS	Center	\$39.19	\$35.85	\$31.50	\$26.00
	Family	\$0.00	\$30.00	\$30.00	\$30.00
	Group	\$27.50	\$27.50	\$27.50	\$27.50
CLARK	Center	\$48.00	\$42.00	\$39.87	\$38.00
	Family	\$36.25	\$34.75	\$33.75	\$33.75
	Group	\$34.00	\$32.91	\$32.08	\$32.33
RURAL	Center	\$35.75	\$32.50	\$36.00	\$29.50
	Family	\$29.00	\$29.00	\$27.25	\$25.75
	Group	\$30.00	\$30.00	\$30.00	\$29.50
WASHOE	Center	\$43.59	\$39.58	\$34.00	\$33.00
	Family	\$35.00	\$34.00	\$33.00	\$33.00
	Group	\$30.00	\$33.05	\$32.05	\$32.05
STATEWIDE AVERAGE	Center	\$41.63	\$37.48	\$35.34	\$31.63
	Family	\$25.06	\$31.94	\$31.00	\$30.63
	Group	\$30.38	\$30.87	\$30.41	\$30.35