

Steve Sisolak  
Governor

Richard Whitley, MS  
Director



**DEPARTMENT OF  
HEALTH AND HUMAN SERVICES**  
Division of Welfare and Supportive Services  
*Helping people. It's who we are and what we do.*



Steve H. Fisher  
Administrator

March 16, 2020

FROM: KELLY NICHOLS, MANAGEMENT ANALYST III, COORDINATOR, RESEARCH & STATISTICS

SUBJECT: FEBRUARY 2020 WELFARE CASELOAD SUMMARY

The following is a comparison of the changes in the Division of Welfare and Supportive Services' caseload:

| PROGRAM  | CHANGE<br>FROM PRIOR<br>MONTH   | CHANGE<br>FROM SAME MONTH<br>ONE YEAR AGO | CHANGE<br>SFY19 AVE/MO TO<br>SFY20 AVE/MO |
|--|---------------------------------|---|---|
| <b>FEBRUARY 2020<br/>TANF CASH GRANT<br/>RECIPIENTS</b>                                | <b>-3.15%</b><br><b>(648)</b>   | <b>-7.34%</b><br><b>(1,580)</b>           | <b>-8.11%</b><br><b>(1,814)</b>           |
| <b>FEBRUARY 2020<br/>OTHER MAGI/ACA MED ONLY<br/>RECIPIENTS. (PREVIOUSLY TANF MED)</b> | <b>-0.25%</b><br><b>(689)</b>   | <b>-0.93%</b><br><b>(2,613)</b>           | <b>-1.29%</b><br><b>(3,635)</b>           |
| <b>FEBRUARY 2020<br/>PWC RECIPIENTS (Formally CHAP)<br/>(Without Retro)</b>            | <b>-0.46%</b><br><b>(1,140)</b> | <b>-2.19%</b><br><b>(5,510)</b>           | <b>-2.14%</b><br><b>(5,441)</b>           |
| <b>FEBRUARY 2020<br/>AGED CASES<br/>(Without Retro)</b>                                | <b>0.21%</b><br><b>31</b>       | <b>6.17%</b><br><b>848</b>                | <b>4.79%</b><br><b>656</b>                |
| <b>FEBRUARY 2020<br/>DISABLED CASES<br/>(Without Retro)</b>                            | <b>-0.11%</b><br><b>(44)</b>    | <b>-1.16%</b><br><b>(484)</b>             | <b>-0.76%</b><br><b>(318)</b>             |
| <b>FEBRUARY 2020<br/>MEDICAID ELIGIBLES<br/>(Without Retro)</b>                        | <b>-0.23%</b><br><b>(1,453)</b> | <b>-0.77%</b><br><b>(4,997)</b>           | <b>-1.04%</b><br><b>(6,807)</b>           |
| <b>FEBRUARY 2020<br/>NV CHECKUP<br/>RECIPIENTS</b>                                     | <b>2.61%</b><br><b>701</b>      | <b>-9.82%</b><br><b>(3,004)</b>           | <b>-5.18%</b><br><b>(1,475)</b>           |
| <b>JANUARY 2020<br/>SNAP<br/>PERSONS</b>   | <b>-0.12%</b><br><b>(506)</b>   | <b>-2.64%</b><br><b>(11,206)</b>          | <b>-2.14%</b><br><b>(9,150)</b>           |

Steve Sisolak  
Governor

Richard Whitley, MS  
Director



**DEPARTMENT OF  
HEALTH AND HUMAN SERVICES**

Division of Welfare and Supportive Services

*Helping people. It's who we are and what we do.*



Steve H. Fisher  
Administrator

The following is a summary of recipients from one year ago through current month

| MONTH             | TANF GRANT<br>RECIPS | %<br>CHANGE | SNAP<br>PART PERSONS | %<br>CHANGE | MED ELIGIBLES<br>W/O RETRO | %<br>CHANGE | NV CHECKUP<br>RECIPS | %<br>CHANGE |
|-------------------|----------------------|-------------|----------------------|-------------|----------------------------|-------------|----------------------|-------------|
| February 2019     | 21,535               | 0.00%       | 421,506              | 0.00%       | 648,640                    | 0.00%       | 30,588               | 0.00%       |
| March 2019        | 20,778               | -3.52%      | 418,397              | -0.74%      | 648,272                    | -0.06%      | 29,854               | -2.40%      |
| April 2019        | 20,966               | 0.90%       | 419,347              | 0.23%       | 649,630                    | 0.21%       | 27,350               | -8.39%      |
| May 2019          | 21,529               | 2.69%       | 418,308              | -0.25%      | 648,627                    | -0.15%      | 26,917               | -1.58%      |
| June 2019         | 20,278               | -5.81%      | 419,602              | 0.31%       | 647,680                    | -0.15%      | 26,425               | -1.83%      |
| July 2019         | 20,937               | 3.25%       | 420,743              | 0.27%       | 649,791                    | 0.33%       | 26,523               | 0.37%       |
| August 2019       | 20,535               | -1.92%      | 421,481              | 0.18%       | 649,574                    | -0.03%      | 27,255               | 2.76%       |
| September 2019    | 20,703               | 0.82%       | 421,015              | -0.11%      | 649,328                    | -0.04%      | 26,126               | -4.14%      |
| October 2019      | 21,479               | 3.75%       | 419,832              | -0.28%      | 648,820                    | -0.08%      | 27,526               | 5.36%       |
| November 2019     | 20,351               | -5.25%      | 416,996              | -0.68%      | 644,326                    | -0.69%      | 27,494               | -0.12%      |
| December 2019     | 19,826               | -2.58%      | 414,564              | -0.58%      | 644,540                    | 0.03%       | 26,759               | -2.67%      |
| January 2020      | 20,603               | 3.92%       | 414,058              | -0.12%      | 645,096                    | 0.09%       | 26,883               | 0.46%       |
| February 2020     | 19,955               | -3.15%      |                      |             | 643,643                    | -0.23%      | 27,584               | 2.61%       |
| Feb 19-Feb 20 Avg | 20,729               | -0.57%      | 418,821              | -0.16%      | 647,536                    | -0.06%      | 27,483               | -0.80%      |

*"Working for the Welfare of ALL Nevadans"*

## **CASELOAD HISTORIES (WITH GRAPHS)**

### **STATE FISCAL YEAR 2020**

#### **MARCH 16, 2020 CASELOAD MEETING**

| <b><u>PROGRAM</u></b>   | <b><u>PAGE</u></b> |
|---|--------------------|
| TANF NEON Household Statistics & Expenditures (Aid Code TN)   | 1-2                |
| TANF NEON Two Parent (One or Both Incapacitated) Household Statistics & Expenditures (Aid Code TN1)   | 3-4                |
| TANF NEON Two Parent Household Statistics & Expenditures (Aid Code TN2)   | 5-6                |
| TANF (Child Only) Non-Needy Relative Caregivers Household Statistics & Expenditures (Aid Code CON)  | 7-8                |
| TANF (Child Only) Kinship Care Relative Caregivers Household Statistics & Expenditures (Aid Code COK)   | 9-10               |
| TANF (Child Only) TANF Children Household Statistics & Expenditures (Aid Code COA)  | 11-12              |
| TANF (Child Only) SSI Household Statistics & Expenditures (Aid Code COS)  | 13-14              |
| TANF Temporary Household Statistics & Expenditures (Aid Code TP)  | 15-16              |
| TANF Loan Household Statistics & Expenditures (Aid Code TL)   | 17-18              |
| TANF Self Sufficiency Grant Household Statistics & Expenditures (Aid Code SG)   | 19-20              |
| Adult Med (Previously TANF Med), ACA & Presumptive Eligibility Statistics<br>(Aid Codes TR, PM, CH, AM, SN, EM4, MCB, AO, OBRA "5", AM1, CA, CH1, EM2, EM8)   | 21-21b             |
| Total TANF Cash Statistics (Aid Codes CON, COK, COA, COS, SG, TL, TN, TN1, TN2, TP)   | 22-23              |
| Total TANF Cash and Medicaid Statistics (All Aid Codes)   | 24-24d             |
| GRAPHS: TANF Recipients Percentage Change SFY11 Average - SFY20YTD Average & February 2019 - February 2020<br>TANF Recipients (Bar Graph) SFY11 - SFY20YTD - February 2020<br>TANF Recipients (Area Graph) SFY11 - SFY20YTD - February 2020<br>Adult Med & ACA (Previously TANF Med) SFY11 - SFY20YTD - February 2020 |                    |
| PWC (Aid Code CH) GRAPH: PWC (Formerly CHAP) Recipients SFY11 - SFY20YTD - February 2020  | 25-25a             |

## **CASELOAD HISTORIES (WITH GRAPHS)**

### **STATE FISCAL YEAR 2020**

#### **MARCH 16, 2020 CASELOAD MEETING**

| <b><u>PROGRAM</u></b>   | <b><u>PAGE</u></b> |
|---|--------------------|
| Aged (Aid Codes EM1, IN1, SI1, PK1, AD1, SU1, WB1, GC1, SS1, WS1)<br>GRAPH: Aged Recipients SFY11 - SFY20YTD - February 2020  | 26-26a             |
| Blind (Aid Codes EM3, IN3, SI3, PK3, AD3, WW3, WS3, SU3, KB3, WB3, GC3, SS3)  | 27                 |
| Disabled (Aid Codes EM9, IN9, SI9, PK9, AD9, WW9, WS9, SU9, KB9, WB9, GC9, SS9)<br>GRAPH: Blind/Disabled Recipients SFY11 - SFY20YTD - February 2020                    | 28-28a             |
| MAABD (Total of Aged, Blind & Disabled)   | 29                 |
| HCBW (DWSS & DHCFP) (Aid Codes, AL1, HC1, HD1, HG1, HR1, HD3, HG3, HR3, HD9, HR9)   | 30                 |
| QMB (Aid Codes QM1, QM3, QM9)   | 31                 |
| SLMB with QI (Aid codes SL1, QI1, SL3, QI3, SL9, QI9)<br>GRAPH: QMB & SLMB Recipients SFY11 - SFY20YTD - February 2020  | 32-32a             |
| HIWA (Aid Code WY9)   | 33                 |
| County Match (Aid Codes CM1, CM3, CM9)<br>GRAPH: County Match Recipients SFY11 - SFY20YTD - February 2020   | 34-34a             |
| Child Welfare<br>GRAPH: Child Welfare Recipients SFY11 - SFY20YTD - February 2020   | 35-35a             |
| Supplemental Nutrition Assistance Program (SNAP)<br>GRAPHS: SNAP Recipients SFY11 - SFY20YTD - January 2020<br>SNAP Participating Cases SFY11 - SFY20YTD - January 2020 | 36-36b             |
| Checkup (Aid Code NC)<br>GRAPHS: Checkup Recipients SFY11 - SFY20YTD - February 2020  | 37-37a             |
| TANF, SNAP, Medicaid Recipients and Unemployment Comparison SFY11 - SFY20YTD - February 2020 Graph  | 38                 |

**TANF CASH (NEON) CASELOAD HISTORY**

**AID CODE: TN**

**STATE FISCAL YEAR 2020**

| MONTH       | (1) | (2) | (3)                                   |       |       |       | (4)                                      |        |        |        | (5)                     |        |        |        | (6)                                     |       |       |       | (7)  |       |       |       | (8)                       |       |       |       |
|-------------|-----|-----|---------------------------------------|-------|-------|-------|--|--------|--------|--------|-------------------------|--------|--------|--------|---|-------|-------|-------|--|-------|-------|-------|---------------------------|-------|-------|-------|
|             |     |     | GROSS GRANTS PAID WITH PUBLIC HOUSING |       |       |       | GROSS GRANTS PAID WITHOUT PUBLIC HOUSING |        |        |        | TOTAL GROSS GRANTS PAID |        |        |        | GRANT CANCELLATIONS WITH PUBLIC HOUSING |       |       |       | GRANT CANCELLATIONS WITHOUT PUBLIC HOUSING |       |       |       | TOTAL GRANT CANCELLATIONS |       |       |       |
|             |     |     | CASE                                  | ADULT | CHILD | RECIP | CASE                                     | ADULT  | CHILD  | RECIP  | CASE                    | ADULT  | CHILD  | RECIP  | CASE                                    | ADULT | CHILD | RECIP | CASE                                       | ADULT | CHILD | RECIP | CASE                      | ADULT | CHILD | RECIP |
| Jul 19      |     |     | 375                                   | 374   | 818   | 1,192 | 3,503                                    | 3,518  | 6,230  | 9,748  | 3,878                   | 3,892  | 7,048  | 10,940 | 0                                       | 0     | 0     | 0     | 0  | 0     | 0     | 0     | 0                         | 0     | 0     | 0     |
| Aug         |     |     | 352                                   | 352   | 785   | 1,137 | 3,421                                    | 3,447  | 6,087  | 9,534  | 3,773                   | 3,799  | 6,872  | 10,671 | 0                                       | 0     | 0     | 0     | 0  | 0     | 0     | 0     | 0                         | 0     | 0     | 0     |
| Sep         |     |     | 352                                   | 349   | 754   | 1,103 | 3,436                                    | 3,447  | 6,133  | 9,580  | 3,788                   | 3,796  | 6,887  | 10,683 | 0                                       | 0     | 0     | 0     | 0  | 0     | 0     | 0     | 0                         | 0     | 0     | 0     |
| Oct         |     |     | 355                                   | 357   | 761   | 1,118 | 3,571                                    | 3,594  | 6,413  | 10,007 | 3,926                   | 3,951  | 7,174  | 11,125 | 0                                       | 0     | 0     | 0     | 0  | 0     | 0     | 0     | 0                         | 0     | 0     | 0     |
| Nov         |     |     | 329                                   | 327   | 712   | 1,039 | 3,370                                    | 3,393  | 6,069  | 9,462  | 3,699                   | 3,720  | 6,781  | 10,501 | 0                                       | 0     | 0     | 0     | 0  | 0     | 0     | 0     | 0                         | 0     | 0     | 0     |
| Dec         |     |     | 308                                   | 310   | 674   | 984   | 3,216                                    | 3,246  | 5,746  | 8,992  | 3,524                   | 3,556  | 6,420  | 9,976  | 0                                       | 0     | 0     | 0     | 0  | 0     | 0     | 0     | 0                         | 0     | 0     | 0     |
| Jan 20      |     |     | 323                                   | 324   | 709   | 1,033 | 3,393                                    | 3,430  | 6,052  | 9,482  | 3,716                   | 3,754  | 6,761  | 10,515 | 0                                       | 0     | 0     | 0     | 0  | 0     | 0     | 0     | 0                         | 0     | 0     | 0     |
| Feb         |     |     | 332                                   | 331   | 736   | 1,067 | 3,324                                    | 3,369  | 5,817  | 9,186  | 3,656                   | 3,700  | 6,553  | 10,253 | 0                                       | 0     | 0     | 0     | 0  | 0     | 0     | 0     | 0                         | 0     | 0     | 0     |
| Mar         |     |     |                                       |       |       |       |  |        |        |        |                         |        |        |        |   |       |       |       |  |       |       |       |                           |       |       |       |
| Apr         |     |     |                                       |       |       |       |  |        |        |        |                         |        |        |        |   |       |       |       |  |       |       |       |                           |       |       |       |
| May         |     |     |                                       |       |       |       |  |        |        |        |                         |        |        |        |   |       |       |       |  |       |       |       |                           |       |       |       |
| Jun         |     |     |                                       |       |       |       |  |        |        |        |                         |        |        |        |   |       |       |       |  |       |       |       |                           |       |       |       |
| SFY20 TOTAL |     |     | 2,726                                 | 2,724 | 5,949 | 8,673 | 27,234                                   | 27,444 | 48,547 | 75,991 | 29,960                  | 30,168 | 54,496 | 84,664 | 0                                       | 0     | 0     | 0     | 0  | 0     | 0     | 0     | 0                         | 0     | 0     | 0     |
| SFY20 AVG   |     |     | 341                                   | 341   | 744   | 1,084 | 3,404                                    | 3,431  | 6,068  | 9,499  | 3,745                   | 3,771  | 6,812  | 10,583 | 0                                       | 0     | 0     | 0     | 0  | 0     | 0     | 0     | 0                         | 0     | 0     | 0     |

| MONTH       |  |  | (9)                                 |       |       |       | (10)                                   |        |        |        | (11)            |        |        |        | (12)         |
|-------------|--|--|-------------------------------------|-------|-------|-------|--|--------|--------|--------|-----------------|--------|--------|--------|--------------|
|             |  |  | NET GRANTS PAID WITH PUBLIC HOUSING |       |       |       | NET GRANTS PAID WITHOUT PUBLIC HOUSING |        |        |        | NET GRANTS PAID |        |        |        | AVG FAM SIZE |
|             |  |  | CASE                                | ADULT | CHILD | RECIP | CASE                                   | ADULT  | CHILD  | RECIP  | CASE            | ADULT  | CHILD  | RECIP  |              |
| Jul 19      |  |  | 375                                 | 374   | 818   | 1,192 | 3,503                                  | 3,518  | 6,230  | 9,748  | 3,878           | 3,892  | 7,048  | 10,940 | 2.82         |
| Aug         |  |  | 352                                 | 352   | 785   | 1,137 | 3,421                                  | 3,447  | 6,087  | 9,534  | 3,773           | 3,799  | 6,872  | 10,671 | 2.83         |
| Sep         |  |  | 352                                 | 349   | 754   | 1,103 | 3,436                                  | 3,447  | 6,133  | 9,580  | 3,788           | 3,796  | 6,887  | 10,683 | 2.82         |
| Oct         |  |  | 355                                 | 357   | 761   | 1,118 | 3,571                                  | 3,594  | 6,413  | 10,007 | 3,926           | 3,951  | 7,174  | 11,125 | 2.83         |
| Nov         |  |  | 329                                 | 327   | 712   | 1,039 | 3,370                                  | 3,393  | 6,069  | 9,462  | 3,699           | 3,720  | 6,781  | 10,501 | 2.84         |
| Dec         |  |  | 308                                 | 310   | 674   | 984   | 3,216                                  | 3,246  | 5,746  | 8,992  | 3,524           | 3,556  | 6,420  | 9,976  | 2.83         |
| Jan 20      |  |  | 323                                 | 324   | 709   | 1,033 | 3,393                                  | 3,430  | 6,052  | 9,482  | 3,716           | 3,754  | 6,761  | 10,515 | 2.83         |
| Feb         |  |  | 332                                 | 331   | 736   | 1,067 | 3,324                                  | 3,369  | 5,817  | 9,186  | 3,656           | 3,700  | 6,553  | 10,253 | 2.80         |
| Mar         |  |  |                                     |       |       |       |  |        |        |        |                 |        |        |        |              |
| Apr         |  |  |                                     |       |       |       |  |        |        |        |                 |        |        |        |              |
| May         |  |  |                                     |       |       |       |  |        |        |        |                 |        |        |        |              |
| Jun         |  |  |                                     |       |       |       |  |        |        |        |                 |        |        |        |              |
| SFY20 TOTAL |  |  | 2,726                               | 2,724 | 5,949 | 8,673 | 27,234                                 | 27,444 | 48,547 | 75,991 | 29,960          | 30,168 | 54,496 | 84,664 |              |
| SFY20 AVG   |  |  | 341                                 | 341   | 744   | 1,084 | 3,404                                  | 3,431  | 6,068  | 9,499  | 3,745           | 3,771  | 6,812  | 10,583 | 2.83         |

NOTE: ALL NON-CASH AID CODE PAYMENTS ARE ADDED TO COLUMN # 4 & 7.

SOURCES: K:\BUDGET\R&S(Caseload by Aid Code)\DWSS Secondary

**TANF CASH (NEON) CASELOAD HISTORY**

**AID CODE: TN**

**STATE FISCAL YEAR 2020**

|             | (13)   | (14)  | (15)                             | (16)   | (17)  | (18)                   | (19)   | (20)  | (21)                           | (22)                                 | (23)                                | (24)                         | (25)                          |
|-------------|--|---|----------------------------------|--|---|------------------------|--|---|--------------------------------|--------------------------------------|-------------------------------------|------------------------------|-------------------------------|
| MONTH       | GROSS TOTAL<br>GRANTS PAID<br>WITH PUBLIC<br>HOUSING | GROSS TOTAL<br>GRANTS PAID<br>WITHOUT PUBLIC<br>HOUSING | GROSS<br>TOTAL<br>GRANTS<br>PAID | TOTAL<br>CANCELLATIONS<br>WITH<br>PUBLIC HOUSING | TOTAL<br>CANCELLATIONS<br>WITHOUT<br>PUBLIC HOUSING | TOTAL<br>CANCELLATIONS | NET TOTAL<br>GRANTS PAID<br>WITH PUBLIC<br>HOUSING | NET TOTAL<br>GRANTS PAID<br>WITHOUT PUBLIC<br>HOUSING | NET<br>TOTAL<br>GRANTS<br>PAID | AVG<br>GRANT<br>PER RECIP<br>WITH PH | AVG<br>GRANT<br>PER RECIP<br>W/O PH | AVG<br>GRANT<br>PER<br>RECIP | AVG<br>GRANT<br>PER<br>FAMILY |
| Jul 19      | \$101,624.00   | \$948,949.00  | \$1,050,573.00                   | \$0.00   | \$0.00  | \$0.00                 | \$101,624.00                                       | \$948,949.00  | \$1,050,573.00                 | \$85.26                              | \$97.35                             | \$96.03                      | \$270.91                      |
| Aug         | \$98,541.00  | \$959,441.00  | \$1,057,982.00                   | \$0.00   | \$0.00  | \$0.00                 | \$98,541.00  | \$959,441.00  | \$1,057,982.00                 | \$86.67                              | \$100.63                            | \$99.15                      | \$280.41                      |
| Sep         | \$93,814.00  | \$973,475.00  | \$1,067,289.00                   | \$0.00   | \$0.00  | \$0.00                 | \$93,814.00  | \$973,475.00  | \$1,067,289.00                 | \$85.05                              | \$101.62                            | \$99.91                      | \$281.76                      |
| Oct         | \$92,361.00  | \$979,344.00  | \$1,071,705.00                   | \$0.00   | \$0.00  | \$0.00                 | \$92,361.00  | \$979,344.00  | \$1,071,705.00                 | \$82.61                              | \$97.87                             | \$96.33                      | \$272.98                      |
| Nov         | \$89,256.00  | \$950,682.00  | \$1,039,938.00                   | \$0.00   | \$0.00  | \$0.00                 | \$89,256.00  | \$950,682.00  | \$1,039,938.00                 | \$85.91                              | \$100.47                            | \$99.03                      | \$281.14                      |
| Dec         | \$84,702.00  | \$920,387.00  | \$1,005,089.00                   | \$0.00   | \$0.00  | \$0.00                 | \$84,702.00  | \$920,387.00  | \$1,005,089.00                 | \$86.08                              | \$102.36                            | \$100.75                     | \$285.21                      |
| Jan 20      | \$84,494.00  | \$927,718.00  | \$1,012,212.00                   | \$0.00   | \$0.00  | \$0.00                 | \$84,494.00  | \$927,718.00  | \$1,012,212.00                 | \$81.79                              | \$97.84                             | \$96.26                      | \$272.39                      |
| Feb         | \$89,825.00  | \$930,582.00  | \$1,020,407.00                   | \$0.00   | \$0.00  | \$0.00                 | \$89,825.00  | \$930,582.00  | \$1,020,407.00                 | \$84.18                              | \$101.30                            | \$99.52                      | \$279.10                      |
| Mar         |  |   |                                  |  |   |                        |  |   |                                |                                      |                                     |                              |                               |
| Apr         |  |   |                                  |  |   |                        |  |   |                                |                                      |                                     |                              |                               |
| May         |  |   |                                  |  |   |                        |  |   |                                |                                      |                                     |                              |                               |
| Jun         |  |   |                                  |  |   |                        |  |   |                                |                                      |                                     |                              |                               |
| SFY20 TOTAL | \$734,617.00   | \$7,590,578.00  | \$8,325,195.00                   | \$0.00   | \$0.00  | \$0.00                 | \$734,617.00                                       | \$7,590,578.00  | \$8,325,195.00                 | \$677.55                             | \$799.44                            | \$786.98                     | \$2,223.90                    |
| SFY20 AVG   | \$91,827.13  | \$948,822.25  | \$1,040,649.38                   | \$0.00   | \$0.00  | \$0.00                 | \$91,827.13  | \$948,822.25  | \$1,040,649.38                 | \$84.69                              | \$99.93                             | \$98.37                      | \$277.99                      |

NOTE: ALL NON-CASH AID CODE PAYMENTS ARE ADDED TO COLUMN # 4 & 7 & 14.

SOURCES: AFR18A FOR CASES, RECIPIENTS & EXPENDITURES. AFR10A FOR CANCELLATIONS.

**TANF CASH (NEON) CASELOAD HISTORY**

**AID CODE: TN1**

**STATE FISCAL YEAR 2020**

| MONTH       | (1) | (2) | (3)<br>GROSS GRANTS<br>PAID WITH PUBLIC<br>HOUSING |       |       |       | (4)<br>GROSS GRANTS<br>PAID WITHOUT<br>PUBLIC HOUSING |       |       |       | (5)<br>TOTAL GROSS<br>GRANTS PAID |       |       |       | (6)<br>GRANT<br>CANCELLATIONS<br>WITH PUBLIC<br>HOUSING |       |       |       | (7)<br>GRANT<br>CANCELLATIONS<br>WITHOUT PUBLIC<br>HOUSING |       |       |       | (8)<br>TOTAL GRANT<br>CANCELLATIONS |       |       |       |
|-------------|-----|-----|--|-------|-------|-------|---|-------|-------|-------|-----------------------------------|-------|-------|-------|---|-------|-------|-------|--|-------|-------|-------|-------------------------------------|-------|-------|-------|
|             |     |     | CASE   | ADULT | CHILD | RECIP | CASE  | ADULT | CHILD | RECIP | CASE                              | ADULT | CHILD | RECIP | CASE  | ADULT | CHILD | RECIP | CASE   | ADULT | CHILD | RECIP | CASE                                | ADULT | CHILD | RECIP |
| Jul 19      |     |     | 2  | 3     | 5     | 8     | 31  | 59    | 66    | 125   | 33                                | 62    | 71    | 133   | 0   | 0     | 0     | 0     | 0  | 0     | 0     | 0     | 0                                   | 0     | 0     | 0     |
| Aug         |     |     | 1  | 1     | 3     | 4     | 30  | 58    | 51    | 109   | 31                                | 59    | 54    | 113   | 0   | 0     | 0     | 0     | 0  | 0     | 0     | 0     | 0                                   | 0     | 0     | 0     |
| Sep         |     |     | 2  | 4     | 3     | 7     | 32  | 61    | 65    | 126   | 34                                | 65    | 68    | 133   | 0   | 0     | 0     | 0     | 0  | 0     | 0     | 0     | 0                                   | 0     | 0     | 0     |
| Oct         |     |     | 2  | 4     | 3     | 7     | 32  | 63    | 55    | 118   | 34                                | 67    | 58    | 125   | 0   | 0     | 0     | 0     | 0  | 0     | 0     | 0     | 0                                   | 0     | 0     | 0     |
| Nov         |     |     | 1  | 2     | 2     | 4     | 22  | 44    | 33    | 77    | 23                                | 46    | 35    | 81    | 0   | 0     | 0     | 0     | 0  | 0     | 0     | 0     | 0                                   | 0     | 0     | 0     |
| Dec         |     |     | 1  | 2     | 2     | 4     | 18  | 36    | 33    | 69    | 19                                | 38    | 35    | 73    | 0   | 0     | 0     | 0     | 0  | 0     | 0     | 0     | 0                                   | 0     | 0     | 0     |
| Jan 20      |     |     | 1  | 2     | 2     | 4     | 17  | 36    | 33    | 69    | 18                                | 38    | 35    | 73    | 0   | 0     | 0     | 0     | 0  | 0     | 0     | 0     | 0                                   | 0     | 0     | 0     |
| Feb         |     |     | 1  | 2     | 2     | 4     | 25  | 50    | 68    | 118   | 26                                | 52    | 70    | 122   | 0   | 0     | 0     | 0     | 0  | 0     | 0     | 0     | 0                                   | 0     | 0     | 0     |
| Mar         |     |     |  |       |       |       |   |       |       |       |                                   |       |       |       |   |       |       |       |  |       |       |       |                                     |       |       |       |
| Apr         |     |     |  |       |       |       |   |       |       |       |                                   |       |       |       |   |       |       |       |  |       |       |       |                                     |       |       |       |
| May         |     |     |  |       |       |       |   |       |       |       |                                   |       |       |       |   |       |       |       |  |       |       |       |                                     |       |       |       |
| Jun         |     |     |  |       |       |       |   |       |       |       |                                   |       |       |       |   |       |       |       |  |       |       |       |                                     |       |       |       |
| SFY20 TOTAL |     |     | 11   | 20    | 22    | 42    | 207   | 407   | 404   | 811   | 218                               | 427   | 426   | 853   | 0   | 0     | 0     | 0     | 0  | 0     | 0     | 0     | 0                                   | 0     | 0     | 0     |
| SFY20 AVG   |     |     | 1  | 3     | 3     | 5     | 26  | 51    | 51    | 101   | 27                                | 53    | 53    | 107   | 0   | 0     | 0     | 0     | 0  | 0     | 0     | 0     | 0                                   | 0     | 0     | 0     |

| MONTH       |  |  | (9)<br>NET GRANTS PAID<br>WITH PUBLIC<br>HOUSING |       |       |       | (10)<br>NET GRANTS PAID<br>WITHOUT PUBLIC<br>HOUSING |       |       |       | (11)<br>NET GRANTS PAID |       |       |       | (12)<br>AVG<br>FAM<br>SIZE |
|-------------|--|--|--|-------|-------|-------|--|-------|-------|-------|-------------------------|-------|-------|-------|----------------------------|
|             |  |  | CASE   | ADULT | CHILD | RECIP | CASE   | ADULT | CHILD | RECIP | CASE                    | ADULT | CHILD | RECIP |                            |
| Jul 19      |  |  | 2  | 3     | 5     | 8     | 31   | 59    | 66    | 125   | 33                      | 62    | 71    | 133   | 4.03                       |
| Aug         |  |  | 1  | 1     | 3     | 4     | 30   | 58    | 51    | 109   | 31                      | 59    | 54    | 113   | 3.65                       |
| Sep         |  |  | 2  | 4     | 3     | 7     | 32   | 61    | 65    | 126   | 34                      | 65    | 68    | 133   | 3.91                       |
| Oct         |  |  | 2  | 4     | 3     | 7     | 32   | 63    | 55    | 118   | 34                      | 67    | 58    | 125   | 3.68                       |
| Nov         |  |  | 1  | 2     | 2     | 4     | 22   | 44    | 33    | 77    | 23                      | 46    | 35    | 81    | 3.52                       |
| Dec         |  |  | 1  | 2     | 2     | 4     | 18   | 36    | 33    | 69    | 19                      | 38    | 35    | 73    | 3.84                       |
| Jan 20      |  |  | 1  | 2     | 2     | 4     | 17   | 36    | 33    | 69    | 18                      | 38    | 35    | 73    | 4.06                       |
| Feb         |  |  | 1  | 2     | 2     | 4     | 25   | 50    | 68    | 118   | 26                      | 52    | 70    | 122   | 4.69                       |
| Mar         |  |  |  |       |       |       |  |       |       |       |                         |       |       |       |                            |
| Apr         |  |  |  |       |       |       |  |       |       |       |                         |       |       |       |                            |
| May         |  |  |  |       |       |       |  |       |       |       |                         |       |       |       |                            |
| Jun         |  |  |  |       |       |       |  |       |       |       |                         |       |       |       |                            |
| SFY20 TOTAL |  |  | 11   | 20    | 22    | 42    | 207  | 407   | 404   | 811   | 218                     | 427   | 426   | 853   |                            |
| SFY20 AVG   |  |  | 1  | 3     | 3     | 5     | 26   | 51    | 51    | 101   | 27                      | 53    | 53    | 107   | 3.92                       |

NOTE: ALL NON-CASH AID CODE PAYMENTS ARE ADDED TO COLUMN # 4 & 7.

SOURCES: K:\BUDGET\R&S\Caseload by Aid Code\DWSS Secondary

**TANF CASH (NEON) CASELOAD HISTORY**

**AID CODE: TN1**

**STATE FISCAL YEAR 2020**

|             | (13)   | (14)  | (15)                             | (16)   | (17)  | (18)                   | (19)   | (20)  | (21)                           | (22)                                 | (23)                                | (24)                         | (25)                          |
|-------------|--|---|----------------------------------|--|---|------------------------|--|---|--------------------------------|--------------------------------------|-------------------------------------|------------------------------|-------------------------------|
| MONTH       | GROSS TOTAL<br>GRANTS PAID<br>WITH PUBLIC<br>HOUSING | GROSS TOTAL<br>GRANTS PAID<br>WITHOUT PUBLIC<br>HOUSING | GROSS<br>TOTAL<br>GRANTS<br>PAID | TOTAL<br>CANCELLATIONS<br>WITH<br>PUBLIC HOUSING | TOTAL<br>CANCELLATIONS<br>WITHOUT<br>PUBLIC HOUSING | TOTAL<br>CANCELLATIONS | NET TOTAL<br>GRANTS PAID<br>WITH PUBLIC<br>HOUSING | NET TOTAL<br>GRANTS PAID<br>WITHOUT PUBLIC<br>HOUSING | NET<br>TOTAL<br>GRANTS<br>PAID | AVG<br>GRANT<br>PER RECIP<br>WITH PH | AVG<br>GRANT<br>PER RECIP<br>W/O PH | AVG<br>GRANT<br>PER<br>RECIP | AVG<br>GRANT<br>PER<br>FAMILY |
| Jul 19      | \$828.00   | \$8,960.00  | \$9,788.00                       | \$0.00   | \$0.00  | \$0.00                 | \$828.00   | \$8,960.00  | \$9,788.00                     | \$103.50                             | \$71.68                             | \$73.59                      | \$296.61                      |
| Aug         | \$452.00   | \$7,599.00  | \$8,051.00                       | \$0.00   | \$0.00  | \$0.00                 | \$452.00   | \$7,599.00  | \$8,051.00                     | \$113.00                             | \$69.72                             | \$71.25                      | \$259.71                      |
| Sep         | \$439.00   | \$9,264.00  | \$9,703.00                       | \$0.00   | \$0.00  | \$0.00                 | \$439.00   | \$9,264.00  | \$9,703.00                     | \$62.71                              | \$73.52                             | \$72.95                      | \$285.38                      |
| Oct         | \$762.00   | \$9,015.00  | \$9,777.00                       | \$0.00   | \$0.00  | \$0.00                 | \$762.00   | \$9,015.00  | \$9,777.00                     | \$108.86                             | \$76.40                             | \$78.22                      | \$287.56                      |
| Nov         | \$376.00   | \$5,960.00  | \$6,336.00                       | \$0.00   | \$0.00  | \$0.00                 | \$376.00   | \$5,960.00  | \$6,336.00                     | \$94.00                              | \$77.40                             | \$78.22                      | \$275.48                      |
| Dec         | \$376.00   | \$4,963.00  | \$5,339.00                       | \$0.00   | \$0.00  | \$0.00                 | \$376.00   | \$4,963.00  | \$5,339.00                     | \$94.00                              | \$71.93                             | \$73.14                      | \$281.00                      |
| Jan 20      | \$376.00   | \$6,031.00  | \$6,407.00                       | \$0.00   | \$0.00  | \$0.00                 | \$376.00   | \$6,031.00  | \$6,407.00                     | \$94.00                              | \$87.41                             | \$87.77                      | \$355.94                      |
| Feb         | \$376.00   | \$7,947.00  | \$8,323.00                       | \$0.00   | \$0.00  | \$0.00                 | \$376.00   | \$7,947.00  | \$8,323.00                     | \$94.00                              | \$67.35                             | \$68.22                      | \$320.12                      |
| Mar         |  |   |                                  |  |   |                        |  |   |                                |                                      |                                     |                              |                               |
| Apr         |  |   |                                  |  |   |                        |  |   |                                |                                      |                                     |                              |                               |
| May         |  |   |                                  |  |   |                        |  |   |                                |                                      |                                     |                              |                               |
| Jun         |  |   |                                  |  |   |                        |  |   |                                |                                      |                                     |                              |                               |
| SFY20 TOTAL | \$3,985.00   | \$59,739.00   | \$63,724.00                      | \$0.00   | \$0.00  | \$0.00                 | \$3,985.00   | \$59,739.00   | \$63,724.00                    | \$764.07                             | \$595.40                            | \$603.36                     | \$2,361.80                    |
| SFY20 AVG   | \$498.13   | \$7,467.38  | \$7,965.50                       | \$0.00   | \$0.00  | \$0.00                 | \$498.13   | \$7,467.38  | \$7,965.50                     | \$95.51                              | \$74.43                             | \$75.42                      | \$295.22                      |

NOTE: ALL NON-CASH AID CODE PAYMENTS ARE ADDED TO COLUMN # 4 & 7 & 14.

SOURCES: AFR18A FOR CASES, RECIPIENTS & EXPENDITURES. AFR10A FOR CANCELLATIONS.

**TANF CASH (NEON) CASELOAD HISTORY**

**AID CODE: TN2**

**STATE FISCAL YEAR 2020**

| MONTH       | (1) | (2) | (3)<br>GROSS GRANTS<br>PAID WITH PUBLIC<br>HOUSING |       |       |       | (4)<br>GROSS GRANTS<br>PAID WITHOUT<br>PUBLIC HOUSING |       |        |        | (5)<br>TOTAL GROSS<br>GRANTS PAID |       |        |        | (6)<br>GRANT<br>CANCELLATIONS<br>WITH PUBLIC<br>HOUSING |       |       |       | (7)<br>GRANT<br>CANCELLATIONS<br>WITHOUT PUBLIC<br>HOUSING |       |       |       | (8)<br>TOTAL GRANT<br>CANCELLATIONS |       |       |       |
|-------------|-----|-----|--|-------|-------|-------|---|-------|--------|--------|-----------------------------------|-------|--------|--------|---|-------|-------|-------|--|-------|-------|-------|-------------------------------------|-------|-------|-------|
|             |     |     | CASE   | ADULT | CHILD | RECIP | CASE  | ADULT | CHILD  | RECIP  | CASE                              | ADULT | CHILD  | RECIP  | CASE  | ADULT | CHILD | RECIP | CASE   | ADULT | CHILD | RECIP | CASE                                | ADULT | CHILD | RECIP |
| Jul 19      |     |     | 21   | 42    | 63    | 105   | 568   | 1,119 | 1,312  | 2,431  | 589                               | 1,161 | 1,375  | 2,536  | 0   | 0     | 0     | 0     | 0  | 0     | 0     | 0     | 0                                   | 0     | 0     | 0     |
| Aug         |     |     | 19   | 38    | 56    | 94    | 562   | 1,110 | 1,306  | 2,416  | 581                               | 1,148 | 1,362  | 2,510  | 0   | 0     | 0     | 0     | 0  | 0     | 0     | 0     | 0                                   | 0     | 0     | 0     |
| Sep         |     |     | 21   | 41    | 54    | 95    | 596   | 1,171 | 1,411  | 2,582  | 617                               | 1,212 | 1,465  | 2,677  | 0   | 0     | 0     | 0     | 0  | 0     | 0     | 0     | 0                                   | 0     | 0     | 0     |
| Oct         |     |     | 21   | 42    | 57    | 99    | 620   | 1,218 | 1,494  | 2,712  | 641                               | 1,260 | 1,551  | 2,811  | 0   | 0     | 0     | 0     | 0  | 0     | 0     | 0     | 0                                   | 0     | 0     | 0     |
| Nov         |     |     | 14   | 28    | 34    | 62    | 577   | 1,143 | 1,376  | 2,519  | 591                               | 1,171 | 1,410  | 2,581  | 0   | 0     | 0     | 0     | 0  | 0     | 0     | 0     | 0                                   | 0     | 0     | 0     |
| Dec         |     |     | 16   | 32    | 40    | 72    | 595   | 1,177 | 1,421  | 2,598  | 611                               | 1,209 | 1,461  | 2,670  | 0   | 0     | 0     | 0     | 0  | 0     | 0     | 0     | 0                                   | 0     | 0     | 0     |
| Jan 20      |     |     | 17   | 34    | 48    | 82    | 681   | 1,213 | 1,486  | 2,699  | 698                               | 1,247 | 1,534  | 2,781  | 0   | 0     | 0     | 0     | 0  | 0     | 0     | 0     | 0                                   | 0     | 0     | 0     |
| Feb         |     |     | 14   | 29    | 35    | 64    | 573   | 1,138 | 1,348  | 2,486  | 587                               | 1,167 | 1,383  | 2,550  | 0   | 0     | 0     | 0     | 0  | 0     | 0     | 0     | 0                                   | 0     | 0     | 0     |
| Mar         |     |     |  |       |       |       |   |       |        |        |                                   |       |        |        |   |       |       |       |  |       |       |       |                                     |       |       |       |
| Apr         |     |     |  |       |       |       |   |       |        |        |                                   |       |        |        |   |       |       |       |  |       |       |       |                                     |       |       |       |
| May         |     |     |  |       |       |       |   |       |        |        |                                   |       |        |        |   |       |       |       |  |       |       |       |                                     |       |       |       |
| Jun         |     |     |  |       |       |       |   |       |        |        |                                   |       |        |        |   |       |       |       |  |       |       |       |                                     |       |       |       |
| SFY20 TOTAL |     |     | 143  | 286   | 387   | 673   | 4,772   | 9,289 | 11,154 | 20,443 | 4,915                             | 9,575 | 11,541 | 21,116 | 0   | 0     | 0     | 0     | 0  | 0     | 0     | 0     | 0                                   | 0     | 0     | 0     |
| SFY20 AVG   |     |     | 18   | 36    | 48    | 84    | 597   | 1,161 | 1,394  | 2,555  | 614                               | 1,197 | 1,443  | 2,640  | 0   | 0     | 0     | 0     | 0  | 0     | 0     | 0     | 0                                   | 0     | 0     | 0     |

| MONTH       |  |  | (9)<br>NET GRANTS PAID<br>WITH PUBLIC<br>HOUSING |       |       |       | (10)<br>NET GRANTS PAID<br>WITHOUT PUBLIC<br>HOUSING |       |        |        | (11)<br>NET GRANTS PAID |       |        |        | (12)<br>AVG<br>FAM<br>SIZE |
|-------------|--|--|--|-------|-------|-------|--|-------|--------|--------|-------------------------|-------|--------|--------|----------------------------|
|             |  |  | CASE   | ADULT | CHILD | RECIP | CASE   | ADULT | CHILD  | RECIP  | CASE                    | ADULT | CHILD  | RECIP  |                            |
| Jul 19      |  |  | 21   | 42    | 63    | 105   | 568  | 1,119 | 1,312  | 2,431  | 589                     | 1,161 | 1,375  | 2,536  | 4.31                       |
| Aug         |  |  | 19   | 38    | 56    | 94    | 562  | 1,110 | 1,306  | 2,416  | 581                     | 1,148 | 1,362  | 2,510  | 4.32                       |
| Sep         |  |  | 21   | 41    | 54    | 95    | 596  | 1,171 | 1,411  | 2,582  | 617                     | 1,212 | 1,465  | 2,677  | 4.34                       |
| Oct         |  |  | 21   | 42    | 57    | 99    | 620  | 1,218 | 1,494  | 2,712  | 641                     | 1,260 | 1,551  | 2,811  | 4.39                       |
| Nov         |  |  | 14   | 28    | 34    | 62    | 577  | 1,143 | 1,376  | 2,519  | 591                     | 1,171 | 1,410  | 2,581  | 4.37                       |
| Dec         |  |  | 16   | 32    | 40    | 72    | 595  | 1,177 | 1,421  | 2,598  | 611                     | 1,209 | 1,461  | 2,670  | 4.37                       |
| Jan 20      |  |  | 17   | 34    | 48    | 82    | 681  | 1,213 | 1,486  | 2,699  | 698                     | 1,247 | 1,534  | 2,781  | 3.98                       |
| Feb         |  |  | 14   | 29    | 35    | 64    | 573  | 1,138 | 1,348  | 2,486  | 587                     | 1,167 | 1,383  | 2,550  | 4.34                       |
| Mar         |  |  |  |       |       |       |  |       |        |        |                         |       |        |        |                            |
| Apr         |  |  |  |       |       |       |  |       |        |        |                         |       |        |        |                            |
| May         |  |  |  |       |       |       |  |       |        |        |                         |       |        |        |                            |
| Jun         |  |  |  |       |       |       |  |       |        |        |                         |       |        |        |                            |
| SFY20 TOTAL |  |  | 143  | 286   | 387   | 673   | 4,772  | 9,289 | 11,154 | 20,443 | 4,915                   | 9,575 | 11,541 | 21,116 |                            |
| SFY20 AVG   |  |  | 19   | 38    | 53    | 84    | 597  | 1,161 | 1,394  | 2,555  | 614                     | 1,197 | 1,443  | 2,640  | 4.30                       |

NOTE: ALL NON-CASH AID CODE PAYMENTS ARE ADDED TO COLUMN # 4 & 7.

SOURCES: K:\BUDGET\R&S\Caseload by Aid Code\DWSS Secondary

**TANF CASH (NEON) CASELOAD HISTORY**

**AID CODE: TN2**

**STATE FISCAL YEAR 2020**

|             | (13)   | (14)  | (15)                             | (16)   | (17)  | (18)                   | (19)   | (20)  | (21)                           | (22)                                 | (23)                                | (24)                         | (25)                          |
|-------------|--|---|----------------------------------|--|---|------------------------|--|---|--------------------------------|--------------------------------------|-------------------------------------|------------------------------|-------------------------------|
| MONTH       | GROSS TOTAL<br>GRANTS PAID<br>WITH PUBLIC<br>HOUSING | GROSS TOTAL<br>GRANTS PAID<br>WITHOUT PUBLIC<br>HOUSING | GROSS<br>TOTAL<br>GRANTS<br>PAID | TOTAL<br>CANCELLATIONS<br>WITH<br>PUBLIC HOUSING | TOTAL<br>CANCELLATIONS<br>WITHOUT<br>PUBLIC HOUSING | TOTAL<br>CANCELLATIONS | NET TOTAL<br>GRANTS PAID<br>WITH PUBLIC<br>HOUSING | NET TOTAL<br>GRANTS PAID<br>WITHOUT PUBLIC<br>HOUSING | NET<br>TOTAL<br>GRANTS<br>PAID | AVG<br>GRANT<br>PER RECIP<br>WITH PH | AVG<br>GRANT<br>PER RECIP<br>W/O PH | AVG<br>GRANT<br>PER<br>RECIP | AVG<br>GRANT<br>PER<br>FAMILY |
| Jul 19      | \$7,046.00   | \$162,749.00  | \$169,795.00                     | \$0.00   | \$0.00  | \$0.00                 | \$7,046.00   | \$162,749.00  | \$169,795.00                   | \$67.10                              | \$66.95                             | \$66.95                      | \$288.28                      |
| Aug         | \$5,698.00   | \$169,851.00  | \$175,549.00                     | \$0.00   | \$0.00  | \$0.00                 | \$5,698.00   | \$169,851.00  | \$175,549.00                   | \$60.62                              | \$70.30                             | \$69.94                      | \$302.15                      |
| Sep         | \$6,623.00   | \$178,209.00  | \$184,832.00                     | \$0.00   | \$0.00  | \$0.00                 | \$6,623.00   | \$178,209.00  | \$184,832.00                   | \$69.72                              | \$69.02                             | \$69.04                      | \$299.57                      |
| Oct         | \$6,315.00   | \$183,707.00  | \$190,022.00                     | \$0.00   | \$0.00  | \$0.00                 | \$6,315.00   | \$183,707.00  | \$190,022.00                   | \$63.79                              | \$67.74                             | \$67.60                      | \$296.45                      |
| Nov         | \$4,084.00   | \$172,763.00  | \$176,847.00                     | \$0.00   | \$0.00  | \$0.00                 | \$4,084.00   | \$172,763.00  | \$176,847.00                   | \$65.87                              | \$68.58                             | \$68.52                      | \$299.23                      |
| Dec         | \$4,869.00   | \$178,061.00  | \$182,930.00                     | \$0.00   | \$0.00  | \$0.00                 | \$4,869.00   | \$178,061.00  | \$182,930.00                   | \$67.63                              | \$68.54                             | \$68.51                      | \$299.39                      |
| Jan 20      | \$3,973.00   | \$175,458.00  | \$179,431.00                     | \$0.00   | \$0.00  | \$0.00                 | \$3,973.00   | \$175,458.00  | \$179,431.00                   | \$48.45                              | \$65.01                             | \$64.52                      | \$257.06                      |
| Feb         | \$3,533.00   | \$167,410.00  | \$170,943.00                     | \$0.00   | \$0.00  | \$0.00                 | \$3,533.00   | \$167,410.00  | \$170,943.00                   | \$55.20                              | \$67.34                             | \$67.04                      | \$291.21                      |
| Mar         |  |   |                                  |  |   |                        |  |   |                                |                                      |                                     |                              |                               |
| Apr         |  |   |                                  |  |   |                        |  |   |                                |                                      |                                     |                              |                               |
| May         |  |   |                                  |  |   |                        |  |   |                                |                                      |                                     |                              |                               |
| Jun         |  |   |                                  |  |   |                        |  |   |                                |                                      |                                     |                              |                               |
| SFY20 TOTAL | \$42,141.00  | \$1,388,208.00  | \$1,430,349.00                   | \$0.00   | \$0.00  | \$0.00                 | \$42,141.00  | \$1,388,208.00  | \$1,430,349.00                 | \$498.38                             | \$543.48                            | \$542.13                     | \$2,333.35                    |
| SFY20 AVG   | \$5,267.63   | \$173,526.00  | \$178,793.63                     | \$0.00   | \$0.00  | \$0.00                 | \$5,267.63   | \$173,526.00  | \$178,793.63                   | \$62.30                              | \$67.93                             | \$67.77                      | \$291.67                      |

NOTE: ALL NON-CASH AID CODE PAYMENTS ARE ADDED TO COLUMN # 4 & 7 & 14.

SOURCES: AFR18A FOR CASES, RECIPIENTS & EXPENDITURES. AFR10A FOR CANCELLATIONS.

**TANF CASH CHILDREN ONLY CASELOAD HISTORY**

**AID CODE: CON**

**STATE FISCAL YEAR 2020**

| MONTH       | (1) | (2) | (3)                                   |       |       |       | (4)                                      |       |        |        | (5)                     |       |        |        | (6)                                     |       |       |       | (7)  |       |       |       | (8)                       |       |       |       |
|-------------|-----|-----|---------------------------------------|-------|-------|-------|--|-------|--------|--------|-------------------------|-------|--------|--------|---|-------|-------|-------|--|-------|-------|-------|---------------------------|-------|-------|-------|
|             |     |     | GROSS GRANTS PAID WITH PUBLIC HOUSING |       |       |       | GROSS GRANTS PAID WITHOUT PUBLIC HOUSING |       |        |        | TOTAL GROSS GRANTS PAID |       |        |        | GRANT CANCELLATIONS WITH PUBLIC HOUSING |       |       |       | GRANT CANCELLATIONS WITHOUT PUBLIC HOUSING |       |       |       | TOTAL GRANT CANCELLATIONS |       |       |       |
|             |     |     | CASE                                  | ADULT | CHILD | RECIP | CASE                                     | ADULT | CHILD  | RECIP  | CASE                    | ADULT | CHILD  | RECIP  | CASE                                    | ADULT | CHILD | RECIP | CASE                                       | ADULT | CHILD | RECIP | CASE                      | ADULT | CHILD | RECIP |
| Jul 19      |     |     | 323                                   | 4     | 496   | 500   | 1,503                                    | 10    | 2,434  | 2,444  | 1,826                   | 14    | 2,930  | 2,944  | 0                                       | 0     | 0     | 0     | 0  | 0     | 0     | 0     | 0                         | 0     | 0     | 0     |
| Aug         |     |     | 313                                   | 3     | 472   | 475   | 1,521                                    | 22    | 2,468  | 2,490  | 1,834                   | 25    | 2,940  | 2,965  | 0                                       | 0     | 0     | 0     | 0  | 0     | 0     | 0     | 0                         | 0     | 0     | 0     |
| Sep         |     |     | 313                                   | 5     | 467   | 472   | 1,521                                    | 30    | 2,476  | 2,506  | 1,834                   | 35    | 2,943  | 2,978  | 0                                       | 0     | 0     | 0     | 0  | 0     | 0     | 0     | 0                         | 0     | 0     | 0     |
| Oct         |     |     | 332                                   | 9     | 504   | 513   | 1,588                                    | 42    | 2,580  | 2,622  | 1,920                   | 51    | 3,084  | 3,135  | 0                                       | 0     | 0     | 0     | 0  | 0     | 0     | 0     | 0                         | 0     | 0     | 0     |
| Nov         |     |     | 320                                   | 7     | 479   | 486   | 1,533                                    | 49    | 2,464  | 2,513  | 1,853                   | 56    | 2,943  | 2,999  | 0                                       | 0     | 0     | 0     | 0  | 0     | 0     | 0     | 0                         | 0     | 0     | 0     |
| Dec         |     |     | 308                                   | 7     | 463   | 470   | 1,486                                    | 47    | 2,403  | 2,450  | 1,794                   | 54    | 2,866  | 2,920  | 0                                       | 0     | 0     | 0     | 0  | 0     | 0     | 0     | 0                         | 0     | 0     | 0     |
| Jan 20      |     |     | 307                                   | 8     | 454   | 462   | 1,534                                    | 59    | 2,502  | 2,561  | 1,841                   | 67    | 2,956  | 3,023  | 0                                       | 0     | 0     | 0     | 0  | 0     | 0     | 0     | 0                         | 0     | 0     | 0     |
| Feb         |     |     | 307                                   | 8     | 454   | 462   | 1,500                                    | 55    | 2,423  | 2,478  | 1,807                   | 63    | 2,877  | 2,940  | 0                                       | 0     | 0     | 0     | 0  | 0     | 0     | 0     | 0                         | 0     | 0     | 0     |
| Mar         |     |     |                                       |       |       |       |  |       |        |        |                         |       |        |        |   |       |       |       |  |       |       |       |                           |       |       |       |
| Apr         |     |     |                                       |       |       |       |  |       |        |        |                         |       |        |        |   |       |       |       |  |       |       |       |                           |       |       |       |
| May         |     |     |                                       |       |       |       |  |       |        |        |                         |       |        |        |   |       |       |       |  |       |       |       |                           |       |       |       |
| Jun         |     |     |                                       |       |       |       |  |       |        |        |                         |       |        |        |   |       |       |       |  |       |       |       |                           |       |       |       |
| SFY20 TOTAL |     |     | 2,523                                 | 51    | 3,789 | 3,840 | 12,186                                   | 314   | 19,750 | 20,064 | 14,709                  | 365   | 23,539 | 23,904 | 0                                       | 0     | 0     | 0     | 0  | 0     | 0     | 0     | 0                         | 0     | 0     | 0     |
| SFY20 AVG   |     |     | 315                                   | 6     | 474   | 480   | 1,523                                    | 39    | 2,469  | 2,508  | 1,839                   | 46    | 2,942  | 2,988  | 0                                       | 0     | 0     | 0     | 0  | 0     | 0     | 0     | 0                         | 0     | 0     | 0     |

| MONTH       |  |  | (9)                                 |       |       |       | (10)                                   |       |        |        | (11)            |       |        |        | (12)         |
|-------------|--|--|-------------------------------------|-------|-------|-------|--|-------|--------|--------|-----------------|-------|--------|--------|--------------|
|             |  |  | NET GRANTS PAID WITH PUBLIC HOUSING |       |       |       | NET GRANTS PAID WITHOUT PUBLIC HOUSING |       |        |        | NET GRANTS PAID |       |        |        | AVG FAM SIZE |
|             |  |  | CASE                                | ADULT | CHILD | RECIP | CASE                                   | ADULT | CHILD  | RECIP  | CASE            | ADULT | CHILD  | RECIP  |              |
| Jul 19      |  |  | 323                                 | 4     | 496   | 500   | 1,503                                  | 10    | 2,434  | 2,444  | 1,826           | 14    | 2,930  | 2,944  | 1.61         |
| Aug         |  |  | 313                                 | 3     | 472   | 475   | 1,521                                  | 22    | 2,468  | 2,490  | 1,834           | 25    | 2,940  | 2,965  | 1.62         |
| Sep         |  |  | 313                                 | 5     | 467   | 472   | 1,521                                  | 30    | 2,476  | 2,506  | 1,834           | 35    | 2,943  | 2,978  | 1.62         |
| Oct         |  |  | 332                                 | 9     | 504   | 513   | 1,588                                  | 42    | 2,580  | 2,622  | 1,920           | 51    | 3,084  | 3,135  | 1.63         |
| Nov         |  |  | 320                                 | 7     | 479   | 486   | 1,533                                  | 49    | 2,464  | 2,513  | 1,853           | 56    | 2,943  | 2,999  | 1.62         |
| Dec         |  |  | 308                                 | 7     | 463   | 470   | 1,486                                  | 47    | 2,403  | 2,450  | 1,794           | 54    | 2,866  | 2,920  | 1.63         |
| Jan 20      |  |  | 307                                 | 8     | 454   | 462   | 1,534                                  | 59    | 2,502  | 2,561  | 1,841           | 67    | 2,956  | 3,023  | 1.64         |
| Feb         |  |  | 307                                 | 8     | 454   | 462   | 1,500                                  | 55    | 2,423  | 2,478  | 1,807           | 63    | 2,877  | 2,940  | 1.63         |
| Mar         |  |  |                                     |       |       |       |  |       |        |        |                 |       |        |        |              |
| Apr         |  |  |                                     |       |       |       |  |       |        |        |                 |       |        |        |              |
| May         |  |  |                                     |       |       |       |  |       |        |        |                 |       |        |        |              |
| Jun         |  |  |                                     |       |       |       |  |       |        |        |                 |       |        |        |              |
| SFY20 TOTAL |  |  | 2,523                               | 51    | 3,789 | 3,840 | 12,186                                 | 314   | 19,750 | 20,064 | 14,709          | 365   | 23,539 | 23,904 |              |
| SFY20 AVG   |  |  | 315                                 | 6     | 474   | 480   | 1,523                                  | 39    | 2,469  | 2,508  | 1,839           | 46    | 2,942  | 2,988  | 1.63         |

NOTE: ALL NON-CASH AID CODE PAYMENTS ARE ADDED TO COLUMN # 4 & 7.

SOURCES: K:\BUDGET\R&S\Caseload by Aid Code\DWSS Secondary

**TANF CASH CHILDREN ONLY CASELOAD HISTORY**

**AID CODE: CON**

**STATE FISCAL YEAR 2020**

|             | (13)   | (14)  | (15)                             | (16)   | (17)  | (18)                   | (19)   | (20)  | (21)                           | (22)                                 | (23)                                | (24)                         | (25)                          |
|-------------|--|---|----------------------------------|--|---|------------------------|--|---|--------------------------------|--------------------------------------|-------------------------------------|------------------------------|-------------------------------|
| MONTH       | GROSS TOTAL<br>GRANTS PAID<br>WITH PUBLIC<br>HOUSING | GROSS TOTAL<br>GRANTS PAID<br>WITHOUT PUBLIC<br>HOUSING | GROSS<br>TOTAL<br>GRANTS<br>PAID | TOTAL<br>CANCELLATIONS<br>WITH<br>PUBLIC HOUSING | TOTAL<br>CANCELLATIONS<br>WITHOUT<br>PUBLIC HOUSING | TOTAL<br>CANCELLATIONS | NET TOTAL<br>GRANTS PAID<br>WITH PUBLIC<br>HOUSING | NET TOTAL<br>GRANTS PAID<br>WITHOUT PUBLIC<br>HOUSING | NET<br>TOTAL<br>GRANTS<br>PAID | AVG<br>GRANT<br>PER RECIP<br>WITH PH | AVG<br>GRANT<br>PER RECIP<br>W/O PH | AVG<br>GRANT<br>PER<br>RECIP | AVG<br>GRANT<br>PER<br>FAMILY |
| Jul 19      | \$137,430.00   | \$639,041.00  | \$776,471.00                     | \$0.00   | \$0.00  | \$0.00                 | \$137,430.00                                       | \$639,041.00  | \$776,471.00                   | \$274.86                             | \$261.47                            | \$263.75                     | \$425.23                      |
| Aug         | \$133,582.00   | \$652,058.00  | \$785,640.00                     | \$0.00   | \$0.00  | \$0.00                 | \$133,582.00                                       | \$652,058.00  | \$785,640.00                   | \$281.23                             | \$261.87                            | \$264.97                     | \$428.38                      |
| Sep         | \$131,634.00   | \$655,960.00  | \$787,594.00                     | \$0.00   | \$0.00  | \$0.00                 | \$131,634.00                                       | \$655,960.00  | \$787,594.00                   | \$278.89                             | \$261.76                            | \$264.47                     | \$429.44                      |
| Oct         | \$137,038.00   | \$668,642.00  | \$805,680.00                     | \$0.00   | \$0.00  | \$0.00                 | \$137,038.00                                       | \$668,642.00  | \$805,680.00                   | \$267.13                             | \$255.01                            | \$257.00                     | \$419.63                      |
| Nov         | \$136,398.00   | \$656,772.00  | \$793,170.00                     | \$0.00   | \$0.00  | \$0.00                 | \$136,398.00                                       | \$656,772.00  | \$793,170.00                   | \$280.65                             | \$261.35                            | \$264.48                     | \$428.05                      |
| Dec         | \$131,597.00   | \$651,198.00  | \$782,795.00                     | \$0.00   | \$0.00  | \$0.00                 | \$131,597.00                                       | \$651,198.00  | \$782,795.00                   | \$279.99                             | \$265.80                            | \$268.08                     | \$436.34                      |
| Jan 20      | \$129,227.00   | \$657,063.00  | \$786,290.00                     | \$0.00   | \$0.00  | \$0.00                 | \$129,227.00                                       | \$657,063.00  | \$786,290.00                   | \$279.71                             | \$256.57                            | \$260.10                     | \$427.10                      |
| Feb         | \$131,100.00   | \$654,882.00  | \$785,982.00                     | \$0.00   | \$0.00  | \$0.00                 | \$131,100.00                                       | \$654,882.00  | \$785,982.00                   | \$283.77                             | \$264.28                            | \$267.34                     | \$434.97                      |
| Mar         |  |   |                                  |  |   |                        |  |   |                                |                                      |                                     |                              |                               |
| Apr         |  |   |                                  |  |   |                        |  |   |                                |                                      |                                     |                              |                               |
| May         |  |   |                                  |  |   |                        |  |   |                                |                                      |                                     |                              |                               |
| Jun         |  |   |                                  |  |   |                        |  |   |                                |                                      |                                     |                              |                               |
| SFY20 TOTAL | \$1,068,006.00                                       | \$5,235,616.00  | \$6,303,622.00                   | \$0.00   | \$0.00  | \$0.00                 | \$1,068,006.00                                     | \$5,235,616.00  | \$6,303,622.00                 | \$2,226.23                           | \$2,088.10                          | \$2,110.19                   | \$3,429.12                    |
| SFY20 AVG   | \$133,500.75   | \$654,452.00  | \$787,952.75                     | \$0.00   | \$0.00  | \$0.00                 | \$133,500.75                                       | \$654,452.00  | \$787,952.75                   | \$278.28                             | \$261.01                            | \$263.77                     | \$428.64                      |

NOTE: ALL NON-CASH AID CODE PAYMENTS ARE ADDED TO COLUMN # 4 & 7 & 14.

SOURCES: AFR18A FOR CASES, RECIPIENTS & EXPENDITURES. AFR10A FOR CANCELLATIONS.

**TANF CASH CHILDREN ONLY CASELOAD HISTORY**

**AID CODE: COK**

**STATE FISCAL YEAR 2020**

| MONTH       | (1) | (2) | (3)<br>GROSS GRANTS<br>PAID WITH PUBLIC<br>HOUSING |       |       |       | (4)<br>GROSS GRANTS<br>PAID WITHOUT<br>PUBLIC HOUSING |       |       |       | (5)<br>TOTAL GROSS<br>GRANTS PAID |       |       |       | (6)<br>GRANT<br>CANCELLATIONS<br>WITH PUBLIC<br>HOUSING |       |       |       | (7)<br>GRANT<br>CANCELLATIONS<br>WITHOUT PUBLIC<br>HOUSING |       |       |       | (8)<br>TOTAL GRANT<br>CANCELLATIONS |       |       |       |
|-------------|-----|-----|--|-------|-------|-------|---|-------|-------|-------|-----------------------------------|-------|-------|-------|---|-------|-------|-------|--|-------|-------|-------|-------------------------------------|-------|-------|-------|
|             |     |     | CASE   | ADULT | CHILD | RECIP | CASE  | ADULT | CHILD | RECIP | CASE                              | ADULT | CHILD | RECIP | CASE  | ADULT | CHILD | RECIP | CASE   | ADULT | CHILD | RECIP | CASE                                | ADULT | CHILD | RECIP |
| Jul 19      |     |     | 22   | 0     | 36    | 36    | 159   | 6     | 288   | 294   | 181                               | 6     | 324   | 330   | 0   | 0     | 0     | 0     | 0  | 0     | 0     | 0     | 0                                   | 0     | 0     | 0     |
| Aug         |     |     | 22   | 0     | 37    | 37    | 161   | 5     | 293   | 298   | 183                               | 5     | 330   | 335   | 0   | 0     | 0     | 0     | 0  | 0     | 0     | 0     | 0                                   | 0     | 0     | 0     |
| Sep         |     |     | 22   | 2     | 35    | 37    | 154   | 7     | 275   | 282   | 176                               | 9     | 310   | 319   | 0   | 0     | 0     | 0     | 0  | 0     | 0     | 0     | 0                                   | 0     | 0     | 0     |
| Oct         |     |     | 21   | 0     | 33    | 33    | 160   | 8     | 283   | 291   | 181                               | 8     | 316   | 324   | 0   | 0     | 0     | 0     | 0  | 0     | 0     | 0     | 0                                   | 0     | 0     | 0     |
| Nov         |     |     | 21   | 0     | 33    | 33    | 163   | 11    | 285   | 296   | 184                               | 11    | 318   | 329   | 0   | 0     | 0     | 0     | 0  | 0     | 0     | 0     | 0                                   | 0     | 0     | 0     |
| Dec         |     |     | 22   | 0     | 35    | 35    | 156   | 10    | 273   | 283   | 178                               | 10    | 308   | 318   | 0   | 0     | 0     | 0     | 0  | 0     | 0     | 0     | 0                                   | 0     | 0     | 0     |
| Jan 20      |     |     | 22   | 2     | 33    | 35    | 165   | 10    | 286   | 296   | 187                               | 12    | 319   | 331   | 0   | 0     | 0     | 0     | 0  | 0     | 0     | 0     | 0                                   | 0     | 0     | 0     |
| Feb         |     |     | 21   | 2     | 32    | 34    | 162   | 9     | 283   | 292   | 183                               | 11    | 315   | 326   | 0   | 0     | 0     | 0     | 0  | 0     | 0     | 0     | 0                                   | 0     | 0     | 0     |
| Mar         |     |     |  |       |       |       |   |       |       |       |                                   |       |       |       |   |       |       |       |  |       |       |       |                                     |       |       |       |
| Apr         |     |     |  |       |       |       |   |       |       |       |                                   |       |       |       |   |       |       |       |  |       |       |       |                                     |       |       |       |
| May         |     |     |  |       |       |       |   |       |       |       |                                   |       |       |       |   |       |       |       |  |       |       |       |                                     |       |       |       |
| Jun         |     |     |  |       |       |       |   |       |       |       |                                   |       |       |       |   |       |       |       |  |       |       |       |                                     |       |       |       |
| SFY20 TOTAL |     |     | 173  | 6     | 274   | 280   | 1,280   | 66    | 2,266 | 2,332 | 1,453                             | 72    | 2,540 | 2,612 | 0   | 0     | 0     | 0     | 0  | 0     | 0     | 0     | 0                                   | 0     | 0     | 0     |
| SFY20 AVG   |     |     | 22   | 1     | 34    | 35    | 160   | 8     | 283   | 292   | 182                               | 9     | 318   | 327   | 0   | 0     | 0     | 0     | 0  | 0     | 0     | 0     | 0                                   | 0     | 0     | 0     |

| MONTH       |  |  | (9)<br>NET GRANTS PAID<br>WITH PUBLIC<br>HOUSING |       |       |       | (10)<br>NET GRANTS PAID<br>WITHOUT PUBLIC<br>HOUSING |       |       |       | (11)<br>NET GRANTS PAID |       |       |       | (12)<br>AVG<br>FAM<br>SIZE |
|-------------|--|--|--|-------|-------|-------|--|-------|-------|-------|-------------------------|-------|-------|-------|----------------------------|
|             |  |  | CASE   | ADULT | CHILD | RECIP | CASE   | ADULT | CHILD | RECIP | CASE                    | ADULT | CHILD | RECIP |                            |
| Jul 19      |  |  | 22   | 0     | 36    | 36    | 159  | 6     | 288   | 294   | 181                     | 6     | 324   | 330   | 1.82                       |
| Aug         |  |  | 22   | 0     | 37    | 37    | 161  | 5     | 293   | 298   | 183                     | 5     | 330   | 335   | 1.83                       |
| Sep         |  |  | 22   | 2     | 35    | 37    | 154  | 7     | 275   | 282   | 176                     | 9     | 310   | 319   | 1.81                       |
| Oct         |  |  | 21   | 0     | 33    | 33    | 160  | 8     | 283   | 291   | 181                     | 8     | 316   | 324   | 1.79                       |
| Nov         |  |  | 21   | 0     | 33    | 33    | 163  | 11    | 285   | 296   | 184                     | 11    | 318   | 329   | 1.79                       |
| Dec         |  |  | 22   | 0     | 35    | 35    | 156  | 10    | 273   | 283   | 178                     | 10    | 308   | 318   | 1.79                       |
| Jan 20      |  |  | 22   | 2     | 33    | 35    | 165  | 10    | 286   | 296   | 187                     | 12    | 319   | 331   | 1.77                       |
| Feb         |  |  | 21   | 2     | 32    | 34    | 162  | 9     | 283   | 292   | 183                     | 11    | 315   | 326   | 1.78                       |
| Mar         |  |  |  |       |       |       |  |       |       |       |                         |       |       |       |                            |
| Apr         |  |  |  |       |       |       |  |       |       |       |                         |       |       |       |                            |
| May         |  |  |  |       |       |       |  |       |       |       |                         |       |       |       |                            |
| Jun         |  |  |  |       |       |       |  |       |       |       |                         |       |       |       |                            |
| SFY20 TOTAL |  |  | 173  | 6     | 274   | 280   | 1,280  | 66    | 2,266 | 2,332 | 1,453                   | 72    | 2,540 | 2,612 |                            |
| SFY20 AVG   |  |  | 22   | 1     | 34    | 35    | 160  | 8     | 283   | 292   | 182                     | 9     | 318   | 327   | 1.80                       |

NOTE: ALL NON-CASH AID CODE PAYMENTS ARE ADDED TO COLUMN # 4 & 7.

SOURCES: K:\BUDGET\R&S\Caseload by Aid Code\DWSS Secondary

**TANF CASH CHILDREN ONLY CASELOAD HISTORY**

**AID CODE: COK**

**STATE FISCAL YEAR 2020**

|             | (13)   | (14)  | (15)                             | (16)   | (17)  | (18)                   | (19)   | (20)  | (21)                           | (22)                                 | (23)                                | (24)                         | (25)                          |
|-------------|--|---|----------------------------------|--|---|------------------------|--|---|--------------------------------|--------------------------------------|-------------------------------------|------------------------------|-------------------------------|
| MONTH       | GROSS TOTAL<br>GRANTS PAID<br>WITH PUBLIC<br>HOUSING | GROSS TOTAL<br>GRANTS PAID<br>WITHOUT PUBLIC<br>HOUSING | GROSS<br>TOTAL<br>GRANTS<br>PAID | TOTAL<br>CANCELLATIONS<br>WITH<br>PUBLIC HOUSING | TOTAL<br>CANCELLATIONS<br>WITHOUT<br>PUBLIC HOUSING | TOTAL<br>CANCELLATIONS | NET TOTAL<br>GRANTS PAID<br>WITH PUBLIC<br>HOUSING | NET TOTAL<br>GRANTS PAID<br>WITHOUT PUBLIC<br>HOUSING | NET<br>TOTAL<br>GRANTS<br>PAID | AVG<br>GRANT<br>PER RECIP<br>WITH PH | AVG<br>GRANT<br>PER RECIP<br>W/O PH | AVG<br>GRANT<br>PER<br>RECIP | AVG<br>GRANT<br>PER<br>FAMILY |
| Jul 19      | \$15,742.00  | \$124,938.00  | \$140,680.00                     | \$0.00   | \$0.00  | \$0.00                 | \$15,742.00  | \$124,938.00  | \$140,680.00                   | \$437.28                             | \$424.96                            | \$426.30                     | \$777.24                      |
| Aug         | \$15,957.00  | \$124,799.00  | \$140,756.00                     | \$0.00   | \$0.00  | \$0.00                 | \$15,957.00  | \$124,799.00  | \$140,756.00                   | \$431.27                             | \$418.79                            | \$420.17                     | \$769.16                      |
| Sep         | \$16,277.00  | \$122,492.00  | \$138,769.00                     | \$0.00   | \$0.00  | \$0.00                 | \$16,277.00  | \$122,492.00  | \$138,769.00                   | \$439.92                             | \$434.37                            | \$435.01                     | \$788.46                      |
| Oct         | \$14,103.00  | \$125,120.00  | \$139,223.00                     | \$0.00   | \$0.00  | \$0.00                 | \$14,103.00  | \$125,120.00  | \$139,223.00                   | \$427.36                             | \$429.97                            | \$429.70                     | \$769.19                      |
| Nov         | \$14,566.00  | \$125,489.00  | \$140,055.00                     | \$0.00   | \$0.00  | \$0.00                 | \$14,566.00  | \$125,489.00  | \$140,055.00                   | \$441.39                             | \$423.95                            | \$425.70                     | \$761.17                      |
| Dec         | \$15,492.00  | \$121,028.00  | \$136,520.00                     | \$0.00   | \$0.00  | \$0.00                 | \$15,492.00  | \$121,028.00  | \$136,520.00                   | \$442.63                             | \$427.66                            | \$429.31                     | \$766.97                      |
| Jan 20      | \$15,492.00  | \$125,225.00  | \$140,717.00                     | \$0.00   | \$0.00  | \$0.00                 | \$15,492.00  | \$125,225.00  | \$140,717.00                   | \$442.63                             | \$423.06                            | \$425.13                     | \$752.50                      |
| Feb         | \$15,029.00  | \$123,752.00  | \$138,781.00                     | \$0.00   | \$0.00  | \$0.00                 | \$15,029.00  | \$123,752.00  | \$138,781.00                   | \$442.03                             | \$423.81                            | \$425.71                     | \$758.37                      |
| Mar         |  |   |                                  |  |   |                        |  |   |                                |                                      |                                     |                              |                               |
| Apr         |  |   |                                  |  |   |                        |  |   |                                |                                      |                                     |                              |                               |
| May         |  |   |                                  |  |   |                        |  |   |                                |                                      |                                     |                              |                               |
| Jun         |  |   |                                  |  |   |                        |  |   |                                |                                      |                                     |                              |                               |
| SFY20 TOTAL | \$122,658.00   | \$992,843.00  | \$1,115,501.00                   | \$0.00   | \$0.00  | \$0.00                 | \$122,658.00                                       | \$992,843.00  | \$1,115,501.00                 | \$3,504.51                           | \$3,406.56                          | \$3,417.03                   | \$6,143.04                    |
| SFY20 AVG   | \$15,332.25  | \$124,105.38  | \$139,437.63                     | \$0.00   | \$0.00  | \$0.00                 | \$15,332.25  | \$124,105.38  | \$139,437.63                   | \$438.06                             | \$425.82                            | \$427.13                     | \$767.88                      |

NOTE: ALL NON-CASH AID CODE PAYMENTS ARE ADDED TO COLUMN # 4 & 7 & 14.

SOURCES: AFR18A FOR CASES, RECIPIENTS & EXPENDITURES. AFR10A FOR CANCELLATIONS.

**TANF CASH CHILDREN ONLY CASELOAD HISTORY**

**AID CODE: COA**

**STATE FISCAL YEAR 2020**

| MONTH       | (1) | (2) | (3)                                   |       |       |       | (4)                                      |       |        |        | (5)                     |       |        |        | (6)                                     |       |       |       | (7)  |       |       |       | (8)                       |       |       |       |
|-------------|-----|-----|---------------------------------------|-------|-------|-------|--|-------|--------|--------|-------------------------|-------|--------|--------|---|-------|-------|-------|--|-------|-------|-------|---------------------------|-------|-------|-------|
|             |     |     | GROSS GRANTS PAID WITH PUBLIC HOUSING |       |       |       | GROSS GRANTS PAID WITHOUT PUBLIC HOUSING |       |        |        | TOTAL GROSS GRANTS PAID |       |        |        | GRANT CANCELLATIONS WITH PUBLIC HOUSING |       |       |       | GRANT CANCELLATIONS WITHOUT PUBLIC HOUSING |       |       |       | TOTAL GRANT CANCELLATIONS |       |       |       |
|             |     |     | CASE                                  | ADULT | CHILD | RECIP | CASE                                     | ADULT | CHILD  | RECIP  | CASE                    | ADULT | CHILD  | RECIP  | CASE                                    | ADULT | CHILD | RECIP | CASE                                       | ADULT | CHILD | RECIP | CASE                      | ADULT | CHILD | RECIP |
| Jul 19      |     |     | 32                                    | 0     | 79    | 79    | 891                                      | 9     | 2,293  | 2,302  | 923                     | 9     | 2,372  | 2,381  | 0                                       | 0     | 0     | 0     | 0  | 0     | 0     | 0     | 0                         | 0     | 0     | 0     |
| Aug         |     |     | 30                                    | 0     | 77    | 77    | 860                                      | 15    | 2,231  | 2,246  | 890                     | 15    | 2,308  | 2,323  | 0                                       | 0     | 0     | 0     | 0  | 0     | 0     | 0     | 0                         | 0     | 0     | 0     |
| Sep         |     |     | 29                                    | 1     | 71    | 72    | 838                                      | 19    | 2,174  | 2,193  | 867                     | 20    | 2,245  | 2,265  | 0                                       | 0     | 0     | 0     | 0  | 0     | 0     | 0     | 0                         | 0     | 0     | 0     |
| Oct         |     |     | 30                                    | 1     | 73    | 74    | 841                                      | 21    | 2,188  | 2,209  | 871                     | 22    | 2,261  | 2,283  | 0                                       | 0     | 0     | 0     | 0  | 0     | 0     | 0     | 0                         | 0     | 0     | 0     |
| Nov         |     |     | 32                                    | 3     | 77    | 80    | 822                                      | 26    | 2,121  | 2,147  | 854                     | 29    | 2,198  | 2,227  | 0                                       | 0     | 0     | 0     | 0  | 0     | 0     | 0     | 0                         | 0     | 0     | 0     |
| Dec         |     |     | 29                                    | 4     | 73    | 77    | 829                                      | 36    | 2,134  | 2,170  | 858                     | 40    | 2,207  | 2,247  | 0                                       | 0     | 0     | 0     | 0  | 0     | 0     | 0     | 0                         | 0     | 0     | 0     |
| Jan 20      |     |     | 31                                    | 6     | 77    | 83    | 839                                      | 39    | 2,138  | 2,177  | 870                     | 45    | 2,215  | 2,260  | 0                                       | 0     | 0     | 0     | 0  | 0     | 0     | 0     | 0                         | 0     | 0     | 0     |
| Feb         |     |     | 30                                    | 6     | 75    | 81    | 805                                      | 34    | 2,059  | 2,093  | 835                     | 40    | 2,134  | 2,174  | 0                                       | 0     | 0     | 0     | 0  | 0     | 0     | 0     | 0                         | 0     | 0     | 0     |
| Mar         |     |     |                                       |       |       |       |  |       |        |        |                         |       |        |        |   |       |       |       |  |       |       |       |                           |       |       |       |
| Apr         |     |     |                                       |       |       |       |  |       |        |        |                         |       |        |        |   |       |       |       |  |       |       |       |                           |       |       |       |
| May         |     |     |                                       |       |       |       |  |       |        |        |                         |       |        |        |   |       |       |       |  |       |       |       |                           |       |       |       |
| Jun         |     |     |                                       |       |       |       |  |       |        |        |                         |       |        |        |   |       |       |       |  |       |       |       |                           |       |       |       |
| SFY20 TOTAL |     |     | 243                                   | 21    | 602   | 623   | 6,725                                    | 199   | 17,338 | 17,537 | 6,968                   | 220   | 17,940 | 18,160 | 0                                       | 0     | 0     | 0     | 0  | 0     | 0     | 0     | 0                         | 0     | 0     | 0     |
| SFY20 AVG   |     |     | 30                                    | 3     | 75    | 78    | 841                                      | 25    | 2,167  | 2,192  | 871                     | 28    | 2,243  | 2,270  | 0                                       | 0     | 0     | 0     | 0  | 0     | 0     | 0     | 0                         | 0     | 0     | 0     |

| MONTH       |  |  | (9)                                 |       |       |       | (10)                                   |       |        |        | (11)            |       |        |        | (12)         |
|-------------|--|--|-------------------------------------|-------|-------|-------|--|-------|--------|--------|-----------------|-------|--------|--------|--------------|
|             |  |  | NET GRANTS PAID WITH PUBLIC HOUSING |       |       |       | NET GRANTS PAID WITHOUT PUBLIC HOUSING |       |        |        | NET GRANTS PAID |       |        |        | AVG FAM SIZE |
|             |  |  | CASE                                | ADULT | CHILD | RECIP | CASE                                   | ADULT | CHILD  | RECIP  | CASE            | ADULT | CHILD  | RECIP  |              |
| Jul 19      |  |  | 32                                  | 0     | 79    | 79    | 891                                    | 9     | 2,293  | 2,302  | 923             | 9     | 2,372  | 2,381  | 2.58         |
| Aug         |  |  | 30                                  | 0     | 77    | 77    | 860                                    | 15    | 2,231  | 2,246  | 890             | 15    | 2,308  | 2,323  | 2.61         |
| Sep         |  |  | 29                                  | 1     | 71    | 72    | 838                                    | 19    | 2,174  | 2,193  | 867             | 20    | 2,245  | 2,265  | 2.61         |
| Oct         |  |  | 30                                  | 1     | 73    | 74    | 841                                    | 21    | 2,188  | 2,209  | 871             | 22    | 2,261  | 2,283  | 2.62         |
| Nov         |  |  | 32                                  | 3     | 77    | 80    | 822                                    | 26    | 2,121  | 2,147  | 854             | 29    | 2,198  | 2,227  | 2.61         |
| Dec         |  |  | 29                                  | 4     | 73    | 77    | 829                                    | 36    | 2,134  | 2,170  | 858             | 40    | 2,207  | 2,247  | 2.62         |
| Jan 20      |  |  | 31                                  | 6     | 77    | 83    | 839                                    | 39    | 2,138  | 2,177  | 870             | 45    | 2,215  | 2,260  | 2.60         |
| Feb         |  |  | 30                                  | 6     | 75    | 81    | 805                                    | 34    | 2,059  | 2,093  | 835             | 40    | 2,134  | 2,174  | 2.60         |
| Mar         |  |  |                                     |       |       |       |  |       |        |        |                 |       |        |        |              |
| Apr         |  |  |                                     |       |       |       |  |       |        |        |                 |       |        |        |              |
| May         |  |  |                                     |       |       |       |  |       |        |        |                 |       |        |        |              |
| Jun         |  |  |                                     |       |       |       |  |       |        |        |                 |       |        |        |              |
| SFY20 TOTAL |  |  | 243                                 | 21    | 602   | 623   | 6,725                                  | 199   | 17,338 | 17,537 | 6,968           | 220   | 17,940 | 18,160 |              |
| SFY20 AVG   |  |  | 30                                  | 3     | 75    | 78    | 841                                    | 25    | 2,167  | 2,192  | 871             | 28    | 2,243  | 2,270  | 2.61         |

**NOTE:** ALL NON-CASH AID CODE PAYMENTS ARE ADDED TO COLUMN # 4 & 7.

**SOURCES:** K:\BUDGET\R&S\Caseload by Aid Code\DWSS Secondary

**TANF CASH CHILDREN ONLY CASELOAD HISTORY**

**AID CODE: COA**

**STATE FISCAL YEAR 2020**

|             | (13)   | (14)  | (15)                             | (16)   | (17)  | (18)                   | (19)   | (20)  | (21)                           | (22)                                 | (23)                                | (24)                         | (25)                          |
|-------------|--|---|----------------------------------|--|---|------------------------|--|---|--------------------------------|--------------------------------------|-------------------------------------|------------------------------|-------------------------------|
| MONTH       | GROSS TOTAL<br>GRANTS PAID<br>WITH PUBLIC<br>HOUSING | GROSS TOTAL<br>GRANTS PAID<br>WITHOUT PUBLIC<br>HOUSING | GROSS<br>TOTAL<br>GRANTS<br>PAID | TOTAL<br>CANCELLATIONS<br>WITH<br>PUBLIC HOUSING | TOTAL<br>CANCELLATIONS<br>WITHOUT<br>PUBLIC HOUSING | TOTAL<br>CANCELLATIONS | NET TOTAL<br>GRANTS PAID<br>WITH PUBLIC<br>HOUSING | NET TOTAL<br>GRANTS PAID<br>WITHOUT PUBLIC<br>HOUSING | NET<br>TOTAL<br>GRANTS<br>PAID | AVG<br>GRANT<br>PER RECIP<br>WITH PH | AVG<br>GRANT<br>PER RECIP<br>W/O PH | AVG<br>GRANT<br>PER<br>RECIP | AVG<br>GRANT<br>PER<br>FAMILY |
| Jul 19      | \$8,540.00   | \$292,514.00  | \$301,054.00                     | \$0.00   | \$0.00  | \$0.00                 | \$8,540.00   | \$292,514.00  | \$301,054.00                   | \$108.10                             | \$127.07                            | \$126.44                     | \$326.17                      |
| Aug         | \$8,221.00   | \$283,102.00  | \$291,323.00                     | \$0.00   | \$0.00  | \$0.00                 | \$8,221.00   | \$283,102.00  | \$291,323.00                   | \$106.77                             | \$126.05                            | \$125.41                     | \$327.33                      |
| Sep         | \$7,712.00   | \$280,883.00  | \$288,595.00                     | \$0.00   | \$0.00  | \$0.00                 | \$7,712.00   | \$280,883.00  | \$288,595.00                   | \$107.11                             | \$128.08                            | \$127.42                     | \$332.87                      |
| Oct         | \$8,032.00   | \$275,685.00  | \$283,717.00                     | \$0.00   | \$0.00  | \$0.00                 | \$8,032.00   | \$275,685.00  | \$283,717.00                   | \$108.54                             | \$124.80                            | \$124.27                     | \$325.74                      |
| Nov         | \$8,688.00   | \$272,063.00  | \$280,751.00                     | \$0.00   | \$0.00  | \$0.00                 | \$8,688.00   | \$272,063.00  | \$280,751.00                   | \$108.60                             | \$126.72                            | \$126.07                     | \$328.75                      |
| Dec         | \$8,238.00   | \$274,220.00  | \$282,458.00                     | \$0.00   | \$0.00  | \$0.00                 | \$8,238.00   | \$274,220.00  | \$282,458.00                   | \$106.99                             | \$126.37                            | \$125.70                     | \$329.21                      |
| Jan 20      | \$8,614.00   | \$273,205.00  | \$281,819.00                     | \$0.00   | \$0.00  | \$0.00                 | \$8,614.00   | \$273,205.00  | \$281,819.00                   | \$103.78                             | \$125.50                            | \$124.70                     | \$323.93                      |
| Feb         | \$8,614.00   | \$266,759.00  | \$275,373.00                     | \$0.00   | \$0.00  | \$0.00                 | \$8,614.00   | \$266,759.00  | \$275,373.00                   | \$106.35                             | \$127.45                            | \$126.67                     | \$329.79                      |
| Mar         |  |   |                                  |  |   |                        |  |   |                                |                                      |                                     |                              |                               |
| Apr         |  |   |                                  |  |   |                        |  |   |                                |                                      |                                     |                              |                               |
| May         |  |   |                                  |  |   |                        |  |   |                                |                                      |                                     |                              |                               |
| Jun         |  |   |                                  |  |   |                        |  |   |                                |                                      |                                     |                              |                               |
| SFY20 TOTAL | \$66,659.00  | \$2,218,431.00  | \$2,285,090.00                   | \$0.00   | \$0.00  | \$0.00                 | \$66,659.00  | \$2,218,431.00  | \$2,285,090.00                 | \$856.23                             | \$1,012.03                          | \$1,006.67                   | \$2,623.77                    |
| SFY20 AVG   | \$8,332.38   | \$277,303.88  | \$285,636.25                     | \$0.00   | \$0.00  | \$0.00                 | \$8,332.38   | \$277,303.88  | \$285,636.25                   | \$107.03                             | \$126.50                            | \$125.83                     | \$327.97                      |

NOTE: ALL NON-CASH AID CODE PAYMENTS ARE ADDED TO COLUMN # 4 & 7 & 14.

SOURCES: AFR18A FOR CASES, RECIPIENTS & EXPENDITURES. AFR10A FOR CANCELLATIONS.

**TANF CASH CHILD ONLY SSI CASELOAD HISTORY**

**AID CODE: COS**

**STATE FISCAL YEAR 2020**

| MONTH       | (1) | (2) | (3)<br>GROSS GRANTS<br>PAID WITH PUBLIC<br>HOUSING |       |       |       | (4)<br>GROSS GRANTS<br>PAID WITHOUT<br>PUBLIC HOUSING |       |       |       | (5)<br>TOTAL GROSS<br>GRANTS PAID |       |        |        | (6)<br>GRANT<br>CANCELLATIONS<br>WITH PUBLIC<br>HOUSING |       |       |       | (7)<br>GRANT<br>CANCELLATIONS<br>WITHOUT PUBLIC<br>HOUSING |       |       |       | (8)<br>TOTAL GRANT<br>CANCELLATIONS |       |       |       |
|-------------|-----|-----|--|-------|-------|-------|---|-------|-------|-------|-----------------------------------|-------|--------|--------|---|-------|-------|-------|--|-------|-------|-------|-------------------------------------|-------|-------|-------|
|             |     |     | CASE   | ADULT | CHILD | RECIP | CASE  | ADULT | CHILD | RECIP | CASE                              | ADULT | CHILD  | RECIP  | CASE  | ADULT | CHILD | RECIP | CASE   | ADULT | CHILD | RECIP | CASE                                | ADULT | CHILD | RECIP |
| Jul 19      |     |     | 268  | 6     | 511   | 517   | 674   | 4     | 1,133 | 1,137 | 942                               | 10    | 1,644  | 1,654  | 0   | 0     | 0     | 0     | 0  | 0     | 0     | 0     | 0                                   | 0     | 0     | 0     |
| Aug         |     |     | 266  | 6     | 507   | 513   | 644   | 7     | 1,098 | 1,105 | 910                               | 13    | 1,605  | 1,618  | 0   | 0     | 0     | 0     | 0  | 0     | 0     | 0     | 0                                   | 0     | 0     | 0     |
| Sep         |     |     | 255  | 3     | 485   | 488   | 665   | 6     | 1,148 | 1,154 | 920                               | 9     | 1,633  | 1,642  | 0   | 0     | 0     | 0     | 0  | 0     | 0     | 0     | 0                                   | 0     | 0     | 0     |
| Oct         |     |     | 257  | 6     | 489   | 495   | 678   | 11    | 1,165 | 1,176 | 935                               | 17    | 1,654  | 1,671  | 0   | 0     | 0     | 0     | 0  | 0     | 0     | 0     | 0                                   | 0     | 0     | 0     |
| Nov         |     |     | 253  | 11    | 474   | 485   | 645   | 11    | 1,117 | 1,128 | 898                               | 22    | 1,591  | 1,613  | 0   | 0     | 0     | 0     | 0  | 0     | 0     | 0     | 0                                   | 0     | 0     | 0     |
| Dec         |     |     | 252  | 13    | 481   | 494   | 652   | 14    | 1,110 | 1,124 | 904                               | 27    | 1,591  | 1,618  | 0   | 0     | 0     | 0     | 0  | 0     | 0     | 0     | 0                                   | 0     | 0     | 0     |
| Jan 20      |     |     | 259  | 17    | 484   | 501   | 632   | 14    | 1,095 | 1,109 | 891                               | 31    | 1,579  | 1,610  | 0   | 0     | 0     | 0     | 0  | 0     | 0     | 0     | 0                                   | 0     | 0     | 0     |
| Feb         |     |     | 263  | 15    | 496   | 511   | 620   | 16    | 1,060 | 1,076 | 883                               | 31    | 1,556  | 1,587  | 0   | 0     | 0     | 0     | 0  | 0     | 0     | 0     | 0                                   | 0     | 0     | 0     |
| Mar         |     |     |  |       |       |       |   |       |       |       |                                   |       |        |        |   |       |       |       |  |       |       |       |                                     |       |       |       |
| Apr         |     |     |  |       |       |       |   |       |       |       |                                   |       |        |        |   |       |       |       |  |       |       |       |                                     |       |       |       |
| May         |     |     |  |       |       |       |   |       |       |       |                                   |       |        |        |   |       |       |       |  |       |       |       |                                     |       |       |       |
| Jun         |     |     |  |       |       |       |   |       |       |       |                                   |       |        |        |   |       |       |       |  |       |       |       |                                     |       |       |       |
| SFY20 TOTAL |     |     | 2,073  | 77    | 3,927 | 4,004 | 5,210   | 83    | 8,926 | 9,009 | 7,283                             | 160   | 12,853 | 13,013 | 0   | 0     | 0     | 0     | 0  | 0     | 0     | 0     | 0                                   | 0     | 0     | 0     |
| SFY20 AVG   |     |     | 259  | 10    | 491   | 501   | 651   | 10    | 1,116 | 1,126 | 910                               | 20    | 1,607  | 1,627  | 0   | 0     | 0     | 0     | 0  | 0     | 0     | 0     | 0                                   | 0     | 0     | 0     |

| MONTH       |  |  | (9)<br>NET GRANTS PAID<br>WITH PUBLIC<br>HOUSING |       |       |       | (10)<br>NET GRANTS PAID<br>WITHOUT PUBLIC<br>HOUSING |       |       |       | (11)<br>NET GRANTS PAID |       |        |        | (12)<br>AVG<br>FAM<br>SIZE |
|-------------|--|--|--|-------|-------|-------|--|-------|-------|-------|-------------------------|-------|--------|--------|----------------------------|
|             |  |  | CASE   | ADULT | CHILD | RECIP | CASE   | ADULT | CHILD | RECIP | CASE                    | ADULT | CHILD  | RECIP  |                            |
| Jul 19      |  |  | 268  | 6     | 511   | 517   | 674  | 4     | 1,133 | 1,137 | 942                     | 10    | 1,644  | 1,654  | 1.76                       |
| Aug         |  |  | 266  | 6     | 507   | 513   | 644  | 7     | 1,098 | 1,105 | 910                     | 13    | 1,605  | 1,618  | 1.78                       |
| Sep         |  |  | 255  | 3     | 485   | 488   | 665  | 6     | 1,148 | 1,154 | 920                     | 9     | 1,633  | 1,642  | 1.78                       |
| Oct         |  |  | 257  | 6     | 489   | 495   | 678  | 11    | 1,165 | 1,176 | 935                     | 17    | 1,654  | 1,671  | 1.79                       |
| Nov         |  |  | 253  | 11    | 474   | 485   | 645  | 11    | 1,117 | 1,128 | 898                     | 22    | 1,591  | 1,613  | 1.80                       |
| Dec         |  |  | 252  | 13    | 481   | 494   | 652  | 14    | 1,110 | 1,124 | 904                     | 27    | 1,591  | 1,618  | 1.79                       |
| Jan 20      |  |  | 259  | 17    | 484   | 501   | 632  | 14    | 1,095 | 1,109 | 891                     | 31    | 1,579  | 1,610  | 1.81                       |
| Feb         |  |  | 263  | 15    | 496   | 511   | 620  | 16    | 1,060 | 1,076 | 883                     | 31    | 1,556  | 1,587  | 1.80                       |
| Mar         |  |  |  |       |       |       |  |       |       |       |                         |       |        |        |                            |
| Apr         |  |  |  |       |       |       |  |       |       |       |                         |       |        |        |                            |
| May         |  |  |  |       |       |       |  |       |       |       |                         |       |        |        |                            |
| Jun         |  |  |  |       |       |       |  |       |       |       |                         |       |        |        |                            |
| SFY20 TOTAL |  |  | 2,073  | 77    | 3,927 | 4,004 | 5,210  | 83    | 8,926 | 9,009 | 7,283                   | 160   | 12,853 | 13,013 |                            |
| SFY20 AVG   |  |  | 259  | 10    | 491   | 501   | 651  | 10    | 1,116 | 1,126 | 910                     | 20    | 1,607  | 1,627  | 1.79                       |

SOURCES: AFR18A FOR CASES, RECIPIENTS & EXPENDITURES. AFR10A FOR CANCELLATIONS.

K:\BUDGET\R&S\Caseload by Aid Code\DWSS Secondary

**TANF CASH CHILD ONLY SSI CASELOAD HISTORY**

**AID CODE: COS**

**STATE FISCAL YEAR 2020**

|             | (13)   | (14)  | (15)                             | (16)   | (17)  | (18)                   | (19)   | (20)  | (21)                           | (22)                                 | (23)                                | (24)                         | (25)                          |
|-------------|--|---|----------------------------------|--|---|------------------------|--|---|--------------------------------|--------------------------------------|-------------------------------------|------------------------------|-------------------------------|
| MONTH       | GROSS TOTAL<br>GRANTS PAID<br>WITH PUBLIC<br>HOUSING | GROSS TOTAL<br>GRANTS PAID<br>WITHOUT PUBLIC<br>HOUSING | GROSS<br>TOTAL<br>GRANTS<br>PAID | TOTAL<br>CANCELLATIONS<br>WITH<br>PUBLIC HOUSING | TOTAL<br>CANCELLATIONS<br>WITHOUT<br>PUBLIC HOUSING | TOTAL<br>CANCELLATIONS | NET TOTAL<br>GRANTS PAID<br>WITH PUBLIC<br>HOUSING | NET TOTAL<br>GRANTS PAID<br>WITHOUT PUBLIC<br>HOUSING | NET<br>TOTAL<br>GRANTS<br>PAID | AVG<br>GRANT<br>PER RECIP<br>WITH PH | AVG<br>GRANT<br>PER RECIP<br>W/O PH | AVG<br>GRANT<br>PER<br>RECIP | AVG<br>GRANT<br>PER<br>FAMILY |
| Jul 19      | \$82,200.00  | \$193,387.00  | \$275,587.00                     | \$0.00   | \$0.00  | \$0.00                 | \$82,200.00  | \$193,387.00  | \$275,587.00                   | \$158.99                             | \$170.09                            | \$166.62                     | \$292.56                      |
| Aug         | \$80,816.00  | \$188,750.00  | \$269,566.00                     | \$0.00   | \$0.00  | \$0.00                 | \$80,816.00  | \$188,750.00  | \$269,566.00                   | \$157.54                             | \$170.81                            | \$166.60                     | \$296.23                      |
| Sep         | \$78,002.00  | \$192,898.00  | \$270,900.00                     | \$0.00   | \$0.00  | \$0.00                 | \$78,002.00  | \$192,898.00  | \$270,900.00                   | \$159.84                             | \$167.16                            | \$164.98                     | \$294.46                      |
| Oct         | \$78,481.00  | \$196,504.00  | \$274,985.00                     | \$0.00   | \$0.00  | \$0.00                 | \$78,481.00  | \$196,504.00  | \$274,985.00                   | \$158.55                             | \$167.10                            | \$164.56                     | \$294.10                      |
| Nov         | \$77,868.00  | \$190,006.00  | \$267,874.00                     | \$0.00   | \$0.00  | \$0.00                 | \$77,868.00  | \$190,006.00  | \$267,874.00                   | \$160.55                             | \$168.45                            | \$166.07                     | \$298.30                      |
| Dec         | \$78,395.00  | \$190,191.00  | \$268,586.00                     | \$0.00   | \$0.00  | \$0.00                 | \$78,395.00  | \$190,191.00  | \$268,586.00                   | \$158.69                             | \$169.21                            | \$166.00                     | \$297.11                      |
| Jan 20      | \$80,153.00  | \$184,686.00  | \$264,839.00                     | \$0.00   | \$0.00  | \$0.00                 | \$80,153.00  | \$184,686.00  | \$264,839.00                   | \$159.99                             | \$166.53                            | \$164.50                     | \$297.24                      |
| Feb         | \$80,655.00  | \$181,781.00  | \$262,436.00                     | \$0.00   | \$0.00  | \$0.00                 | \$80,655.00  | \$181,781.00  | \$262,436.00                   | \$157.84                             | \$168.94                            | \$165.37                     | \$297.21                      |
| Mar         |  |   |                                  |  |   |                        |  |   |                                |                                      |                                     |                              |                               |
| Apr         |  |   |                                  |  |   |                        |  |   |                                |                                      |                                     |                              |                               |
| May         |  |   |                                  |  |   |                        |  |   |                                |                                      |                                     |                              |                               |
| Jun         |  |   |                                  |  |   |                        |  |   |                                |                                      |                                     |                              |                               |
| SFY20 TOTAL | \$636,570.00   | \$1,518,203.00  | \$2,154,773.00                   | \$0.00   | \$0.00  | \$0.00                 | \$636,570.00                                       | \$1,518,203.00  | \$2,154,773.00                 | \$1,271.99                           | \$1,348.28                          | \$1,324.70                   | \$2,367.20                    |
| SFY20 AVG   | \$79,571.25  | \$189,775.38  | \$269,346.63                     | \$0.00   | \$0.00  | \$0.00                 | \$79,571.25  | \$189,775.38  | \$269,346.63                   | \$159.00                             | \$168.54                            | \$165.59                     | \$295.90                      |

NOTE: ALL NON-CASH AID CODE PAYMENTS ARE ADDED TO COLUMN # 4 & 7 & 14.

SOURCES: AFR18A FOR CASES, RECIPIENTS & EXPENDITURES. AFR10A FOR CANCELLATIONS.

**TANF CASH TEMPORARY CASELOAD HISTORY**

HAND KEY FROM PERSONS COUNT

AID CODE: TP

STATE FISCAL YEAR 2020

| MONTH       | (1) | (2) | (3)                                   |       |       |       | (4)                                      |       |       |       | (5)                     |       |       |       | (6)                                     |       |       |       | (7)  |       |       |       | (8)                       |       |       |       |
|-------------|-----|-----|---------------------------------------|-------|-------|-------|--|-------|-------|-------|-------------------------|-------|-------|-------|---|-------|-------|-------|--|-------|-------|-------|---------------------------|-------|-------|-------|
|             |     |     | GROSS GRANTS PAID WITH PUBLIC HOUSING |       |       |       | GROSS GRANTS PAID WITHOUT PUBLIC HOUSING |       |       |       | TOTAL GROSS GRANTS PAID |       |       |       | GRANT CANCELLATIONS WITH PUBLIC HOUSING |       |       |       | GRANT CANCELLATIONS WITHOUT PUBLIC HOUSING |       |       |       | TOTAL GRANT CANCELLATIONS |       |       |       |
|             |     |     | CASE                                  | ADULT | CHILD | RECIP | CASE                                     | ADULT | CHILD | RECIP | CASE                    | ADULT | CHILD | RECIP | CASE                                    | ADULT | CHILD | RECIP | CASE                                       | ADULT | CHILD | RECIP | CASE                      | ADULT | CHILD | RECIP |
| Jul 19      |     |     | 0                                     | 0     | 0     | 0     | 0  | 0     | 0     | 0     | 0                       | 0     | 0     | 0     | 0                                       | 0     | 0     | 0     | 0  | 0     | 0     | 0     | 0                         | 0     | 0     | 0     |
| Aug         |     |     | 0                                     | 0     | 0     | 0     | 0  | 0     | 0     | 0     | 0                       | 0     | 0     | 0     | 0                                       | 0     | 0     | 0     | 0  | 0     | 0     | 0     | 0                         | 0     | 0     | 0     |
| Sep         |     |     | 0                                     | 0     | 0     | 0     | 0  | 0     | 0     | 0     | 0                       | 0     | 0     | 0     | 0                                       | 0     | 0     | 0     | 0  | 0     | 0     | 0     | 0                         | 0     | 0     | 0     |
| Oct         |     |     | 0                                     | 0     | 0     | 0     | 0  | 0     | 0     | 0     | 0                       | 0     | 0     | 0     | 0                                       | 0     | 0     | 0     | 0  | 0     | 0     | 0     | 0                         | 0     | 0     | 0     |
| Nov         |     |     | 0                                     | 0     | 0     | 0     | 0  | 0     | 0     | 0     | 0                       | 0     | 0     | 0     | 0                                       | 0     | 0     | 0     | 0  | 0     | 0     | 0     | 0                         | 0     | 0     | 0     |
| Dec         |     |     | 0                                     | 0     | 0     | 0     | 0  | 0     | 0     | 0     | 0                       | 0     | 0     | 0     | 0                                       | 0     | 0     | 0     | 0  | 0     | 0     | 0     | 0                         | 0     | 0     | 0     |
| Jan 20      |     |     | 0                                     | 0     | 0     | 0     | 0  | 0     | 0     | 0     | 0                       | 0     | 0     | 0     | 0                                       | 0     | 0     | 0     | 0  | 0     | 0     | 0     | 0                         | 0     | 0     | 0     |
| Feb         |     |     | 0                                     | 0     | 0     | 0     | 0  | 0     | 0     | 0     | 0                       | 0     | 0     | 0     | 0                                       | 0     | 0     | 0     | 0  | 0     | 0     | 0     | 0                         | 0     | 0     | 0     |
| Mar         |     |     |                                       |       |       |       |  |       |       |       |                         |       |       |       |   |       |       |       |  |       |       |       |                           |       |       |       |
| Apr         |     |     |                                       |       |       |       |  |       |       |       |                         |       |       |       |   |       |       |       |  |       |       |       |                           |       |       |       |
| May         |     |     |                                       |       |       |       |  |       |       |       |                         |       |       |       |   |       |       |       |  |       |       |       |                           |       |       |       |
| Jun         |     |     |                                       |       |       |       |  |       |       |       |                         |       |       |       |   |       |       |       |  |       |       |       |                           |       |       |       |
| SFY20 TOTAL |     |     | 0                                     | 0     | 0     | 0     | 0  | 0     | 0     | 0     | 0                       | 0     | 0     | 0     | 0                                       | 0     | 0     | 0     | 0  | 0     | 0     | 0     | 0                         | 0     | 0     | 0     |
| SFY20 AVG   |     |     | 0                                     | 0     | 0     | 0     | 0  | 0     | 0     | 0     | 0                       | 0     | 0     | 0     | 0                                       | 0     | 0     | 0     | 0  | 0     | 0     | 0     | 0                         | 0     | 0     | 0     |

| MONTH       |  |  | (9)                                 |       |       |       | (10)                                   |       |       |       | (11)            |       |       |       | (12)         |
|-------------|--|--|-------------------------------------|-------|-------|-------|--|-------|-------|-------|-----------------|-------|-------|-------|--------------|
|             |  |  | NET GRANTS PAID WITH PUBLIC HOUSING |       |       |       | NET GRANTS PAID WITHOUT PUBLIC HOUSING |       |       |       | NET GRANTS PAID |       |       |       | AVG FAM SIZE |
|             |  |  | CASE                                | ADULT | CHILD | RECIP | CASE                                   | ADULT | CHILD | RECIP | CASE            | ADULT | CHILD | RECIP |              |
| Jul 19      |  |  | 0                                   | 0     | 0     | 0     | 0                                      | 0     | 0     | 0     | 0               | 0     | 0     | 0     | 0.00         |
| Aug         |  |  | 0                                   | 0     | 0     | 0     | 0                                      | 0     | 0     | 0     | 0               | 0     | 0     | 0     | 0.00         |
| Sep         |  |  | 0                                   | 0     | 0     | 0     | 0                                      | 0     | 0     | 0     | 0               | 0     | 0     | 0     | 0.00         |
| Oct         |  |  | 0                                   | 0     | 0     | 0     | 0                                      | 0     | 0     | 0     | 0               | 0     | 0     | 0     | 0.00         |
| Nov         |  |  | 0                                   | 0     | 0     | 0     | 0                                      | 0     | 0     | 0     | 0               | 0     | 0     | 0     | 0.00         |
| Dec         |  |  | 0                                   | 0     | 0     | 0     | 0                                      | 0     | 0     | 0     | 0               | 0     | 0     | 0     | 0.00         |
| Jan 20      |  |  | 0                                   | 0     | 0     | 0     | 0                                      | 0     | 0     | 0     | 0               | 0     | 0     | 0     | 0.00         |
| Feb         |  |  | 0                                   | 0     | 0     | 0     | 0                                      | 0     | 0     | 0     | 0               | 0     | 0     | 0     | 0.00         |
| Mar         |  |  |                                     |       |       |       |  |       |       |       |                 |       |       |       |              |
| Apr         |  |  |                                     |       |       |       |  |       |       |       |                 |       |       |       |              |
| May         |  |  |                                     |       |       |       |  |       |       |       |                 |       |       |       |              |
| Jun         |  |  |                                     |       |       |       |  |       |       |       |                 |       |       |       |              |
| SFY20 TOTAL |  |  | 0                                   | 0     | 0     | 0     | 0                                      | 0     | 0     | 0     | 0               | 0     | 0     | 0     |              |
| SFY20 AVG   |  |  | 0                                   | 0     | 0     | 0     | 0                                      | 0     | 0     | 0     | 0               | 0     | 0     | 0     | 0.00         |

SOURCES: AFR18A FOR CASES, RECIPIENTS & EXPENDITURES. AFR10A FOR CANCELLATIONS.

K:\BUDGET\R&S\Caseload by Aid Code\DWSS Secondary

\*NOTE: TP DISCONTINUED AS ORIGINALLY IMPLEMENTED. VALID AID CODE BUT ONLY TO BE USED AS A RESULT OF UNFORESEEN CIRCUMSTANCES (I.E., NATURAL DISASTERS).

**TANF CASH TEMPORARY CASELOAD HISTORY**

**AID CODE: TP**

**STATE FISCAL YEAR 2020**

|             | (13)   | (14)  | (15)                             | (16)   | (17)  | (18)                   | (19)   | (20)  | (21)                           | (22)                                 | (23)                                | (24)                         | (25)                          |
|-------------|--|---|----------------------------------|--|---|------------------------|--|---|--------------------------------|--------------------------------------|-------------------------------------|------------------------------|-------------------------------|
| MONTH       | GROSS TOTAL<br>GRANTS PAID<br>WITH PUBLIC<br>HOUSING | GROSS TOTAL<br>GRANTS PAID<br>WITHOUT PUBLIC<br>HOUSING | GROSS<br>TOTAL<br>GRANTS<br>PAID | TOTAL<br>CANCELLATIONS<br>WITH<br>PUBLIC HOUSING | TOTAL<br>CANCELLATIONS<br>WITHOUT<br>PUBLIC HOUSING | TOTAL<br>CANCELLATIONS | NET TOTAL<br>GRANTS PAID<br>WITH PUBLIC<br>HOUSING | NET TOTAL<br>GRANTS PAID<br>WITHOUT PUBLIC<br>HOUSING | NET<br>TOTAL<br>GRANTS<br>PAID | AVG<br>GRANT<br>PER RECIP<br>WITH PH | AVG<br>GRANT<br>PER RECIP<br>W/O PH | AVG<br>GRANT<br>PER<br>RECIP | AVG<br>GRANT<br>PER<br>FAMILY |
| Jul 19      | \$0.00   | \$0.00  | \$0.00                           | \$0.00   | \$0.00  | \$0.00                 | \$0.00   | \$0.00  | \$0.00                         | \$0.00                               | \$0.00                              | \$0.00                       | \$0.00                        |
| Aug         | \$0.00   | \$0.00  | \$0.00                           | \$0.00   | \$0.00  | \$0.00                 | \$0.00   | \$0.00  | \$0.00                         | \$0.00                               | \$0.00                              | \$0.00                       | \$0.00                        |
| Sep         | \$0.00   | \$0.00  | \$0.00                           | \$0.00   | \$0.00  | \$0.00                 | \$0.00   | \$0.00  | \$0.00                         | \$0.00                               | \$0.00                              | \$0.00                       | \$0.00                        |
| Oct         | \$0.00   | \$0.00  | \$0.00                           | \$0.00   | \$0.00  | \$0.00                 | \$0.00   | \$0.00  | \$0.00                         | \$0.00                               | \$0.00                              | \$0.00                       | \$0.00                        |
| Nov         | \$0.00   | \$0.00  | \$0.00                           | \$0.00   | \$0.00  | \$0.00                 | \$0.00   | \$0.00  | \$0.00                         | \$0.00                               | \$0.00                              | \$0.00                       | \$0.00                        |
| Dec         | \$0.00   | \$0.00  | \$0.00                           | \$0.00   | \$0.00  | \$0.00                 | \$0.00   | \$0.00  | \$0.00                         | \$0.00                               | \$0.00                              | \$0.00                       | \$0.00                        |
| Jan 20      | \$0.00   | \$0.00  | \$0.00                           | \$0.00   | \$0.00  | \$0.00                 | \$0.00   | \$0.00  | \$0.00                         | \$0.00                               | \$0.00                              | \$0.00                       | \$0.00                        |
| Feb         | \$0.00   | \$0.00  | \$0.00                           | \$0.00   | \$0.00  | \$0.00                 | \$0.00   | \$0.00  | \$0.00                         | \$0.00                               | \$0.00                              | \$0.00                       | \$0.00                        |
| Mar         |  |   |                                  |  |   |                        |  |   |                                |                                      |                                     |                              |                               |
| Apr         |  |   |                                  |  |   |                        |  |   |                                |                                      |                                     |                              |                               |
| May         |  |   |                                  |  |   |                        |  |   |                                |                                      |                                     |                              |                               |
| Jun         |  |   |                                  |  |   |                        |  |   |                                |                                      |                                     |                              |                               |
| SFY20 TOTAL | \$0.00   | \$0.00  | \$0.00                           | \$0.00   | \$0.00  | \$0.00                 | \$0.00   | \$0.00  | \$0.00                         | \$0.00                               | \$0.00                              | \$0.00                       | \$0.00                        |
| SFY20 AVG   | \$0.00   | \$0.00  | \$0.00                           | \$0.00   | \$0.00  | \$0.00                 | \$0.00   | \$0.00  | \$0.00                         | \$0.00                               | \$0.00                              | \$0.00                       | \$0.00                        |

NOTE: ALL NON-CASH AID CODE PAYMENTS ARE ADDED TO COLUMN # 4 & 7 & 14.

SOURCES: AFR18A FOR CASES, RECIPIENTS & EXPENDITURES. AFR10A FOR CANCELLATIONS.

**TANF CASH LOAN CASELOAD HISTORY**

HAND KEY FROM PERSONS COUNT

AID CODE: TL

STATE FISCAL YEAR 2020

| MONTH       | (1) | (2) | (3)                                   |       |       |       | (4)                                      |       |       |       | (5)                     |       |       |       | (6)                                     |       |       |       | (7)  |       |       |       | (8)                       |       |       |       |
|-------------|-----|-----|---------------------------------------|-------|-------|-------|--|-------|-------|-------|-------------------------|-------|-------|-------|---|-------|-------|-------|--|-------|-------|-------|---------------------------|-------|-------|-------|
|             |     |     | GROSS GRANTS PAID WITH PUBLIC HOUSING |       |       |       | GROSS GRANTS PAID WITHOUT PUBLIC HOUSING |       |       |       | TOTAL GROSS GRANTS PAID |       |       |       | GRANT CANCELLATIONS WITH PUBLIC HOUSING |       |       |       | GRANT CANCELLATIONS WITHOUT PUBLIC HOUSING |       |       |       | TOTAL GRANT CANCELLATIONS |       |       |       |
|             |     |     | CASE                                  | ADULT | CHILD | RECIP | CASE                                     | ADULT | CHILD | RECIP | CASE                    | ADULT | CHILD | RECIP | CASE                                    | ADULT | CHILD | RECIP | CASE                                       | ADULT | CHILD | RECIP | CASE                      | ADULT | CHILD | RECIP |
| Jul 19      |     |     | 0                                     | 0     | 0     | 0     | 0  | 0     | 0     | 0     | 0                       | 0     | 0     | 0     | 0                                       | 0     | 0     | 0     | 0  | 0     | 0     | 0     | 0                         | 0     | 0     | 0     |
| Aug         |     |     | 0                                     | 0     | 0     | 0     | 0  | 0     | 0     | 0     | 0                       | 0     | 0     | 0     | 0                                       | 0     | 0     | 0     | 0  | 0     | 0     | 0     | 0                         | 0     | 0     | 0     |
| Sep         |     |     | 0                                     | 0     | 0     | 0     | 0  | 0     | 0     | 0     | 0                       | 0     | 0     | 0     | 0                                       | 0     | 0     | 0     | 0  | 0     | 0     | 0     | 0                         | 0     | 0     | 0     |
| Oct         |     |     | 0                                     | 0     | 0     | 0     | 0  | 0     | 0     | 0     | 0                       | 0     | 0     | 0     | 0                                       | 0     | 0     | 0     | 0  | 0     | 0     | 0     | 0                         | 0     | 0     | 0     |
| Nov         |     |     | 0                                     | 0     | 0     | 0     | 0  | 0     | 0     | 0     | 0                       | 0     | 0     | 0     | 0                                       | 0     | 0     | 0     | 0  | 0     | 0     | 0     | 0                         | 0     | 0     | 0     |
| Dec         |     |     | 0                                     | 0     | 0     | 0     | 0  | 0     | 0     | 0     | 0                       | 0     | 0     | 0     | 0                                       | 0     | 0     | 0     | 0  | 0     | 0     | 0     | 0                         | 0     | 0     | 0     |
| Jan 20      |     |     | 0                                     | 0     | 0     | 0     | 0  | 0     | 0     | 0     | 0                       | 0     | 0     | 0     | 0                                       | 0     | 0     | 0     | 0  | 0     | 0     | 0     | 0                         | 0     | 0     | 0     |
| Feb         |     |     | 0                                     | 0     | 0     | 0     | 0  | 0     | 0     | 0     | 0                       | 0     | 0     | 0     | 0                                       | 0     | 0     | 0     | 0  | 0     | 0     | 0     | 0                         | 0     | 0     | 0     |
| Mar         |     |     |                                       |       |       |       |  |       |       |       |                         |       |       |       |   |       |       |       |  |       |       |       |                           |       |       |       |
| Apr         |     |     |                                       |       |       |       |  |       |       |       |                         |       |       |       |   |       |       |       |  |       |       |       |                           |       |       |       |
| May         |     |     |                                       |       |       |       |  |       |       |       |                         |       |       |       |   |       |       |       |  |       |       |       |                           |       |       |       |
| Jun         |     |     |                                       |       |       |       |  |       |       |       |                         |       |       |       |   |       |       |       |  |       |       |       |                           |       |       |       |
| SFY20 TOTAL |     |     | 0                                     | 0     | 0     | 0     | 0  | 0     | 0     | 0     | 0                       | 0     | 0     | 0     | 0                                       | 0     | 0     | 0     | 0  | 0     | 0     | 0     | 0                         | 0     | 0     | 0     |
| SFY20 AVG   |     |     | 0                                     | 0     | 0     | 0     | 0  | 0     | 0     | 0     | 0                       | 0     | 0     | 0     | 0                                       | 0     | 0     | 0     | 0  | 0     | 0     | 0     | 0                         | 0     | 0     | 0     |

| MONTH       |  |  | (9)                                 |       |       |       | (10)                                   |       |       |       | (11)            |       |       |       | (12)         |
|-------------|--|--|-------------------------------------|-------|-------|-------|--|-------|-------|-------|-----------------|-------|-------|-------|--------------|
|             |  |  | NET GRANTS PAID WITH PUBLIC HOUSING |       |       |       | NET GRANTS PAID WITHOUT PUBLIC HOUSING |       |       |       | NET GRANTS PAID |       |       |       | AVG FAM SIZE |
|             |  |  | CASE                                | ADULT | CHILD | RECIP | CASE                                   | ADULT | CHILD | RECIP | CASE            | ADULT | CHILD | RECIP |              |
| Jul 19      |  |  | 0                                   | 0     | 0     | 0     | 0                                      | 0     | 0     | 0     | 0               | 0     | 0     | 0     | 0.00         |
| Aug         |  |  | 0                                   | 0     | 0     | 0     | 0                                      | 0     | 0     | 0     | 0               | 0     | 0     | 0     | 0.00         |
| Sep         |  |  | 0                                   | 0     | 0     | 0     | 0                                      | 0     | 0     | 0     | 0               | 0     | 0     | 0     | 0.00         |
| Oct         |  |  | 0                                   | 0     | 0     | 0     | 0                                      | 0     | 0     | 0     | 0               | 0     | 0     | 0     | 0.00         |
| Nov         |  |  | 0                                   | 0     | 0     | 0     | 0                                      | 0     | 0     | 0     | 0               | 0     | 0     | 0     | 0.00         |
| Dec         |  |  | 0                                   | 0     | 0     | 0     | 0                                      | 0     | 0     | 0     | 0               | 0     | 0     | 0     | 0.00         |
| Jan 20      |  |  | 0                                   | 0     | 0     | 0     | 0                                      | 0     | 0     | 0     | 0               | 0     | 0     | 0     | 0.00         |
| Feb         |  |  | 0                                   | 0     | 0     | 0     | 0                                      | 0     | 0     | 0     | 0               | 0     | 0     | 0     | 0.00         |
| Mar         |  |  |                                     |       |       |       |  |       |       |       |                 |       |       |       |              |
| Apr         |  |  |                                     |       |       |       |  |       |       |       |                 |       |       |       |              |
| May         |  |  |                                     |       |       |       |  |       |       |       |                 |       |       |       |              |
| Jun         |  |  |                                     |       |       |       |  |       |       |       |                 |       |       |       |              |
| SFY20 TOTAL |  |  | 0                                   | 0     | 0     | 0     | 0                                      | 0     | 0     | 0     | 0               | 0     | 0     | 0     |              |
| SFY20 AVG   |  |  | 0                                   | 0     | 0     | 0     | 0                                      | 0     | 0     | 0     | 0               | 0     | 0     | 0     | 0.00         |

SOURCES: AFR18A FOR CASES, RECIPIENTS & EXPENDITURES. AFR10A FOR CANCELLATIONS.

K:\BUDGET\R&S\Caseload by Aid Code\DWSS Secondary

**TANF CASH LOAN CASELOAD HISTORY**

**AID CODE: TL**

**STATE FISCAL YEAR 2020**

|             | (13)   | (14)  | (15)                             | (16)   | (17)  | (18)                   | (19)   | (20)  | (21)                           | (22)                                 | (23)                                | (24)                         | (25)                          |
|-------------|--|---|----------------------------------|--|---|------------------------|--|---|--------------------------------|--------------------------------------|-------------------------------------|------------------------------|-------------------------------|
| MONTH       | GROSS TOTAL<br>GRANTS PAID<br>WITH PUBLIC<br>HOUSING | GROSS TOTAL<br>GRANTS PAID<br>WITHOUT PUBLIC<br>HOUSING | GROSS<br>TOTAL<br>GRANTS<br>PAID | TOTAL<br>CANCELLATIONS<br>WITH<br>PUBLIC HOUSING | TOTAL<br>CANCELLATIONS<br>WITHOUT<br>PUBLIC HOUSING | TOTAL<br>CANCELLATIONS | NET TOTAL<br>GRANTS PAID<br>WITH PUBLIC<br>HOUSING | NET TOTAL<br>GRANTS PAID<br>WITHOUT PUBLIC<br>HOUSING | NET<br>TOTAL<br>GRANTS<br>PAID | AVG<br>GRANT<br>PER RECIP<br>WITH PH | AVG<br>GRANT<br>PER RECIP<br>W/O PH | AVG<br>GRANT<br>PER<br>RECIP | AVG<br>GRANT<br>PER<br>FAMILY |
| Jul 19      | \$0.00   | \$0.00  | \$0.00                           | \$0.00   | \$0.00  | \$0.00                 | \$0.00   | \$0.00  | \$0.00                         | \$0.00                               | \$0.00                              | \$0.00                       | \$0.00                        |
| Aug         | \$0.00   | \$0.00  | \$0.00                           | \$0.00   | \$0.00  | \$0.00                 | \$0.00   | \$0.00  | \$0.00                         | \$0.00                               | \$0.00                              | \$0.00                       | \$0.00                        |
| Sep         | \$0.00   | \$0.00  | \$0.00                           | \$0.00   | \$0.00  | \$0.00                 | \$0.00   | \$0.00  | \$0.00                         | \$0.00                               | \$0.00                              | \$0.00                       | \$0.00                        |
| Oct         | \$0.00   | \$0.00  | \$0.00                           | \$0.00   | \$0.00  | \$0.00                 | \$0.00   | \$0.00  | \$0.00                         | \$0.00                               | \$0.00                              | \$0.00                       | \$0.00                        |
| Nov         | \$0.00   | \$0.00  | \$0.00                           | \$0.00   | \$0.00  | \$0.00                 | \$0.00   | \$0.00  | \$0.00                         | \$0.00                               | \$0.00                              | \$0.00                       | \$0.00                        |
| Dec         | \$0.00   | \$0.00  | \$0.00                           | \$0.00   | \$0.00  | \$0.00                 | \$0.00   | \$0.00  | \$0.00                         | \$0.00                               | \$0.00                              | \$0.00                       | \$0.00                        |
| Jan 20      | \$0.00   | \$0.00  | \$0.00                           | \$0.00   | \$0.00  | \$0.00                 | \$0.00   | \$0.00  | \$0.00                         | \$0.00                               | \$0.00                              | \$0.00                       | \$0.00                        |
| Feb         | \$0.00   | \$0.00  | \$0.00                           | \$0.00   | \$0.00  | \$0.00                 | \$0.00   | \$0.00  | \$0.00                         | \$0.00                               | \$0.00                              | \$0.00                       | \$0.00                        |
| Mar         |  |   |                                  |  |   |                        |  |   |                                |                                      |                                     |                              |                               |
| Apr         |  |   |                                  |  |   |                        |  |   |                                |                                      |                                     |                              |                               |
| May         |  |   |                                  |  |   |                        |  |   |                                |                                      |                                     |                              |                               |
| Jun         |  |   |                                  |  |   |                        |  |   |                                |                                      |                                     |                              |                               |
| SFY20 TOTAL | \$0.00   | \$0.00  | \$0.00                           | \$0.00   | \$0.00  | \$0.00                 | \$0.00   | \$0.00  | \$0.00                         | \$0.00                               | \$0.00                              | \$0.00                       | \$0.00                        |
| SFY20 AVG   | \$0.00   | \$0.00  | \$0.00                           | \$0.00   | \$0.00  | \$0.00                 | \$0.00   | \$0.00  | \$0.00                         | \$0.00                               | \$0.00                              | \$0.00                       | \$0.00                        |

NOTE: ALL NON-CASH AID CODE PAYMENTS ARE ADDED TO COLUMN # 4 & 7 & 14.

SOURCES: AFR18A FOR CASES, RECIPIENTS & EXPENDITURES. AFR10A FOR CANCELLATIONS.

**TANF CASH SELF SUFFICIENCY GRANT CASELOAD HISTORY**

HAND KEY FROM PERSONS COUNT

AID CODE: SG

STATE FISCAL YEAR 2020

| MONTH       | (1) | (2) | (3)                                   |       |       |       | (4)                                      |       |       |       | (5)                     |       |       |       | (6)                                     |       |       |       | (7)  |       |       |       | (8)                       |       |       |       |
|-------------|-----|-----|---------------------------------------|-------|-------|-------|--|-------|-------|-------|-------------------------|-------|-------|-------|---|-------|-------|-------|--|-------|-------|-------|---------------------------|-------|-------|-------|
|             |     |     | GROSS GRANTS PAID WITH PUBLIC HOUSING |       |       |       | GROSS GRANTS PAID WITHOUT PUBLIC HOUSING |       |       |       | TOTAL GROSS GRANTS PAID |       |       |       | GRANT CANCELLATIONS WITH PUBLIC HOUSING |       |       |       | GRANT CANCELLATIONS WITHOUT PUBLIC HOUSING |       |       |       | TOTAL GRANT CANCELLATIONS |       |       |       |
|             |     |     | CASE                                  | ADULT | CHILD | RECIP | CASE                                     | ADULT | CHILD | RECIP | CASE                    | ADULT | CHILD | RECIP | CASE                                    | ADULT | CHILD | RECIP | CASE                                       | ADULT | CHILD | RECIP | CASE                      | ADULT | CHILD | RECIP |
| Jul 19      |     |     | 0                                     | 0     | 0     | 0     | 6  | 8     | 11    | 19    | 6                       | 8     | 11    | 19    | 0                                       | 0     | 0     | 0     | 0  | 0     | 0     | 0     | 0                         | 0     | 0     | 0     |
| Aug         |     |     | 0                                     | 0     | 0     | 0     | 0  | 0     | 0     | 0     | 0                       | 0     | 0     | 0     | 0                                       | 0     | 0     | 0     | 0  | 0     | 0     | 0     | 0                         | 0     | 0     | 0     |
| Sep         |     |     | 0                                     | 0     | 0     | 0     | 2  | 2     | 4     | 6     | 2                       | 2     | 4     | 6     | 0                                       | 0     | 0     | 0     | 0  | 0     | 0     | 0     | 0                         | 0     | 0     | 0     |
| Oct         |     |     | 0                                     | 0     | 0     | 0     | 2  | 3     | 2     | 5     | 2                       | 3     | 2     | 5     | 0                                       | 0     | 0     | 0     | 0  | 0     | 0     | 0     | 0                         | 0     | 0     | 0     |
| Nov         |     |     | 0                                     | 0     | 0     | 0     | 5  | 7     | 13    | 20    | 5                       | 7     | 13    | 20    | 0                                       | 0     | 0     | 0     | 0  | 0     | 0     | 0     | 0                         | 0     | 0     | 0     |
| Dec         |     |     | 0                                     | 0     | 0     | 0     | 1  | 1     | 3     | 4     | 1                       | 1     | 3     | 4     | 0                                       | 0     | 0     | 0     | 0  | 0     | 0     | 0     | 0                         | 0     | 0     | 0     |
| Jan 20      |     |     | 0                                     | 0     | 0     | 0     | 3  | 4     | 6     | 10    | 3                       | 4     | 6     | 10    | 0                                       | 0     | 0     | 0     | 0  | 0     | 0     | 0     | 0                         | 0     | 0     | 0     |
| Feb         |     |     | 0                                     | 0     | 0     | 0     | 1  | 1     | 2     | 3     | 1                       | 1     | 2     | 3     | 0                                       | 0     | 0     | 0     | 0  | 0     | 0     | 0     | 0                         | 0     | 0     | 0     |
| Mar         |     |     |                                       |       |       |       |  |       |       |       |                         |       |       |       |   |       |       |       |  |       |       |       |                           |       |       |       |
| Apr         |     |     |                                       |       |       |       |  |       |       |       |                         |       |       |       |   |       |       |       |  |       |       |       |                           |       |       |       |
| May         |     |     |                                       |       |       |       |  |       |       |       |                         |       |       |       |   |       |       |       |  |       |       |       |                           |       |       |       |
| Jun         |     |     |                                       |       |       |       |  |       |       |       |                         |       |       |       |   |       |       |       |  |       |       |       |                           |       |       |       |
| SFY20 TOTAL |     |     | 0                                     | 0     | 0     | 0     | 20                                       | 26    | 41    | 67    | 20                      | 26    | 41    | 67    | 0                                       | 0     | 0     | 0     | 0  | 0     | 0     | 0     | 0                         | 0     | 0     | 0     |
| SFY20 AVG   |     |     | 0                                     | 0     | 0     | 0     | 3  | 3     | 5     | 8     | 3                       | 3     | 5     | 8     | 0                                       | 0     | 0     | 0     | 0  | 0     | 0     | 0     | 0                         | 0     | 0     | 0     |

|             |  | (9)                                       |       |       |       | (10)   |       |       |       | (11)            |       |       |       | (12)               |
|-------------|--|---|-------|-------|-------|--|-------|-------|-------|-----------------|-------|-------|-------|--------------------|
|             |  | NET GRANTS PAID<br>WITH PUBLIC<br>HOUSING |       |       |       | NET GRANTS PAID<br>WITHOUT PUBLIC<br>HOUSING |       |       |       | NET GRANTS PAID |       |       |       | AVG<br>FAM<br>SIZE |
| MONTH       |  | CASE                                      | ADULT | CHILD | RECIP | CASE   | ADULT | CHILD | RECIP | CASE            | ADULT | CHILD | RECIP | SIZE               |
| Jul 19      |  | 0   | 0     | 0     | 0     | 6  | 8     | 11    | 19    | 6               | 8     | 11    | 19    | 3.17               |
| Aug         |  | 0   | 0     | 0     | 0     | 0  | 0     | 0     | 0     | 0               | 0     | 0     | 0     | 0.00               |
| Sep         |  | 0   | 0     | 0     | 0     | 2  | 2     | 4     | 6     | 2               | 2     | 4     | 6     | 3.00               |
| Oct         |  | 0   | 0     | 0     | 0     | 2  | 3     | 2     | 5     | 2               | 3     | 2     | 5     | 2.50               |
| Nov         |  | 0   | 0     | 0     | 0     | 5  | 7     | 13    | 20    | 5               | 7     | 13    | 20    | 4.00               |
| Dec         |  | 0   | 0     | 0     | 0     | 1  | 1     | 3     | 4     | 1               | 1     | 3     | 4     | 4.00               |
| Jan 20      |  | 0   | 0     | 0     | 0     | 3  | 4     | 6     | 10    | 3               | 4     | 6     | 10    | 3.33               |
| Feb         |  | 0   | 0     | 0     | 0     | 1  | 1     | 2     | 3     | 1               | 1     | 2     | 3     | 3.00               |
| Mar         |  |   |       |       |       |  |       |       |       |                 |       |       |       |                    |
| Apr         |  |   |       |       |       |  |       |       |       |                 |       |       |       |                    |
| May         |  |   |       |       |       |  |       |       |       |                 |       |       |       |                    |
| Jun         |  |   |       |       |       |  |       |       |       |                 |       |       |       |                    |
| SFY20 TOTAL |  | 0   | 0     | 0     | 0     | 20   | 26    | 41    | 67    | 20              | 26    | 41    | 67    |                    |
| SFY20 AVG   |  | 0   | 0     | 0     | 0     | 3  | 3     | 5     | 8     | 3               | 3     | 5     | 8     | 2.88               |

SOURCES: AFR18A FOR CASES, RECIPIENTS & EXPENDITURES. AFR10A FOR CANCELLATIONS.

\*\* All Averages are based on months of reported caseload, including zeros.

K:\BUDGET\R&S\Caseload by Aid Code\DWSS Secondary

**TANF CASH SELF SUFFICIENCY GRANT CASELOAD HISTORY**

**AID CODE: SG**

**STATE FISCAL YEAR 2020**

|             | (13)   | (14)  | (15)                             | (16)   | (17)  | (18)                   | (19)   | (20)  | (21)                           | (22)                                 | (23)                                | (24)                         | (25)                          |
|-------------|--|---|----------------------------------|--|---|------------------------|--|---|--------------------------------|--------------------------------------|-------------------------------------|------------------------------|-------------------------------|
| MONTH       | GROSS TOTAL<br>GRANTS PAID<br>WITH PUBLIC<br>HOUSING | GROSS TOTAL<br>GRANTS PAID<br>WITHOUT PUBLIC<br>HOUSING | GROSS<br>TOTAL<br>GRANTS<br>PAID | TOTAL<br>CANCELLATIONS<br>WITH<br>PUBLIC HOUSING | TOTAL<br>CANCELLATIONS<br>WITHOUT<br>PUBLIC HOUSING | TOTAL<br>CANCELLATIONS | NET TOTAL<br>GRANTS PAID<br>WITH PUBLIC<br>HOUSING | NET TOTAL<br>GRANTS PAID<br>WITHOUT PUBLIC<br>HOUSING | NET<br>TOTAL<br>GRANTS<br>PAID | AVG<br>GRANT<br>PER RECIP<br>WITH PH | AVG<br>GRANT<br>PER RECIP<br>W/O PH | AVG<br>GRANT<br>PER<br>RECIP | AVG<br>GRANT<br>PER<br>FAMILY |
| Jul 19      | \$0.00   | \$8,655.00  | \$8,655.00                       | \$0.00   | \$0.00  | \$0.00                 | \$0.00   | \$8,655.00  | \$8,655.00                     | \$0.00                               | \$455.53                            | \$455.53                     | \$1,442.50                    |
| Aug         | \$0.00   | \$0.00  | \$0.00                           | \$0.00   | \$0.00  | \$0.00                 | \$0.00   | \$0.00  | \$0.00                         | \$0.00                               | \$0.00                              | \$0.00                       | \$0.00                        |
| Sep         | \$0.00   | \$5,394.00  | \$5,394.00                       | \$0.00   | \$0.00  | \$0.00                 | \$0.00   | \$5,394.00  | \$5,394.00                     | \$0.00                               | \$899.00                            | \$899.00                     | \$2,697.00                    |
| Oct         | \$0.00   | \$3,602.00  | \$3,602.00                       | \$0.00   | \$0.00  | \$0.00                 | \$0.00   | \$3,602.00  | \$3,602.00                     | \$0.00                               | \$720.40                            | \$720.40                     | \$1,801.00                    |
| Nov         | \$0.00   | \$8,239.00  | \$8,239.00                       | \$0.00   | \$0.00  | \$0.00                 | \$0.00   | \$8,239.00  | \$8,239.00                     | \$0.00                               | \$411.95                            | \$411.95                     | \$1,647.80                    |
| Dec         | \$0.00   | \$465.00  | \$465.00                         | \$0.00   | \$0.00  | \$0.00                 | \$0.00   | \$465.00  | \$465.00                       | \$0.00                               | \$116.25                            | \$116.25                     | \$465.00                      |
| Jan 20      | \$0.00   | \$6,483.00  | \$6,483.00                       | \$0.00   | \$0.00  | \$0.00                 | \$0.00   | \$6,483.00  | \$6,483.00                     | \$0.00                               | \$648.30                            | \$648.30                     | \$2,161.00                    |
| Feb         | \$0.00   | \$1,692.00  | \$1,692.00                       | \$0.00   | \$0.00  | \$0.00                 | \$0.00   | \$1,692.00  | \$1,692.00                     | \$0.00                               | \$564.00                            | \$564.00                     | \$1,692.00                    |
| Mar         |  |   |                                  |  |   |                        |  |   |                                |                                      |                                     |                              |                               |
| Apr         |  |   |                                  |  |   |                        |  |   |                                |                                      |                                     |                              |                               |
| May         |  |   |                                  |  |   |                        |  |   |                                |                                      |                                     |                              |                               |
| Jun         |  |   |                                  |  |   |                        |  |   |                                |                                      |                                     |                              |                               |
| SFY20 TOTAL | \$0.00   | \$34,530.00   | \$34,530.00                      | \$0.00   | \$0.00  | \$0.00                 | \$0.00   | \$34,530.00   | \$34,530.00                    | \$0.00                               | \$3,815.43                          | \$3,815.43                   | \$11,906.30                   |
| SFY20 AVG   | \$0.00   | \$4,316.25  | \$4,316.25                       | \$0.00   | \$0.00  | \$0.00                 | \$0.00   | \$4,316.25  | \$4,316.25                     | \$0.00                               | \$476.93                            | \$476.93                     | \$1,488.29                    |

NOTE: ALL NON-CASH AID CODE PAYMENTS ARE ADDED TO COLUMN # 4 & 7 & 14.

SOURCES: AFR18A FOR CASES, RECIPIENTS & EXPENDITURES. AFR10A FOR CANCELLATIONS.

**ADULT MED ONLY CASELOAD HISTORY**  
**AID CODES: TR, PM, CH, AM, SN, EM4, MCB, AO, OBRA "5"**  
**STATE FISCAL YEAR 2020**

| MONTH       |  | AID CODE TR |              |              |              |             |  | AID CODE PM |              |              |              |             |  | AID CODE CH |              |              |              |             |  | AID CODE AM |              |              |              |             |
|-------------|--|-------------|--------------|--------------|--------------|-------------|--|-------------|--------------|--------------|--------------|-------------|--|-------------|--------------|--------------|--------------|-------------|--|-------------|--------------|--------------|--------------|-------------|
|             |  | AID CODE TR | AID CODE TR  | AID CODE TR  | AID CODE TR  | AID CODE TR |  | AID CODE PM | AID CODE PM  | AID CODE PM  | AID CODE PM  | AID CODE PM |  | AID CODE CH | AID CODE CH  | AID CODE CH  | AID CODE CH  | AID CODE CH |  | AID CODE AM | AID CODE AM  | AID CODE AM  | AID CODE AM  | AID CODE AM |
|             |  | TOTAL CASES | ADULT RECIPS | CHILD RECIPS | TOTAL RECIPS | FAMILY SIZE |  | TOTAL CASES | #REF! RECIPS | CHILD RECIPS | TOTAL RECIPS | FAMILY SIZE |  | TOTAL CASES | ADULT RECIPS | CHILD RECIPS | TOTAL RECIPS | FAMILY SIZE |  | TOTAL CASES | ADULT RECIPS | CHILD RECIPS | TOTAL RECIPS | FAMILY SIZE |
| Jul 19      |  | 2,709       | 3,654        | 4,382        | 8,036        | 2.97        |  | 0           | 0            | 0            | 0            | 0.00        |  | 125,824     | 19,431       | 231,995      | 251,426      | 2.00        |  | 41,888      | 45,358       | 0            | 45,358       | 1.08        |
| Aug         |  | 2,674       | 3,587        | 4,342        | 7,929        | 2.97        |  | 0           | 0            | 0            | 0            | 0.00        |  | 125,935     | 19,686       | 231,974      | 251,660      | 2.00        |  | 41,897      | 45,319       | 0            | 45,319       | 1.08        |
| Sep         |  | 2,683       | 3,612        | 4,382        | 7,994        | 2.98        |  | 0           | 0            | 0            | 0            | 0.00        |  | 125,641     | 19,710       | 231,566      | 251,276      | 2.00        |  | 41,842      | 45,218       | 0            | 45,218       | 1.08        |
| Oct         |  | 2,679       | 3,605        | 4,351        | 7,956        | 2.97        |  | 0           | 0            | 0            | 0            | 0.00        |  | 125,300     | 19,657       | 230,731      | 250,388      | 2.00        |  | 41,600      | 44,970       | 2            | 44,972       | 1.08        |
| Nov         |  | 2,632       | 3,540        | 4,248        | 7,788        | 2.96        |  | 0           | 0            | 0            | 0            | 0.00        |  | 124,041     | 19,190       | 228,463      | 247,653      | 2.00        |  | 41,134      | 44,424       | 0            | 44,424       | 1.08        |
| Dec         |  | 2,583       | 3,478        | 4,207        | 7,685        | 2.98        |  | 0           | 0            | 0            | 0            | 0.00        |  | 123,790     | 19,074       | 228,110      | 247,184      | 2.00        |  | 41,115      | 44,401       | 1            | 44,402       | 1.08        |
| Jan 20      |  | 2,633       | 3,534        | 4,292        | 7,826        | 2.97        |  | 0           | 0            | 0            | 0            | 0.00        |  | 123,822     | 19,089       | 227,805      | 246,894      | 1.99        |  | 40,994      | 44,251       | 1            | 44,252       | 1.08        |
| Feb         |  | 2,623       | 3,504        | 4,248        | 7,752        | 2.96        |  | 0           | 0            | 0            | 0            | 0.00        |  | 123,367     | 18,995       | 226,759      | 245,754      | 1.99        |  | 41,113      | 44,406       | 0            | 44,406       | 1.08        |
| Mar         |  |             |              |              |              |             |  |             |              |              |              |             |  |             |              |              |              |             |  |             |              |              |              |             |
| Apr         |  |             |              |              |              |             |  |             |              |              |              |             |  |             |              |              |              |             |  |             |              |              |              |             |
| May         |  |             |              |              |              |             |  |             |              |              |              |             |  |             |              |              |              |             |  |             |              |              |              |             |
| Jun         |  |             |              |              |              |             |  |             |              |              |              |             |  |             |              |              |              |             |  |             |              |              |              |             |
| SFY20 TOTAL |  | 21,216      | 28,514       | 34,452       | 62,966       |             |  | 0           | 0            | 0            | 0            |             |  | 997,720     | 154,832      | 1,837,403    | 1,992,235    |             |  | 331,583     | 358,347      | 4            | 358,351      |             |
| SFY20 AVG   |  | 2,652       | 3,564        | 4,307        | 7,871        | 3           |  | 0           | 0            | 0            | 0            | 0.00        |  | 124,715     | 19,354       | 229,675      | 249,029      | 2.00        |  | 41,448      | 44,793       | 1            | 44,794       | 1.08        |

| MONTH       |  | AID CODE SN |              |              |              |             |  | EM4          |              |              |              |              |  | AID CODE MCB |              |              |              |              |  | AID CODE AO |              |              |              |             |
|-------------|--|-------------|--------------|--------------|--------------|-------------|--|--------------|--------------|--------------|--------------|--------------|--|--------------|--------------|--------------|--------------|--------------|--|-------------|--------------|--------------|--------------|-------------|
|             |  | AID CODE SN | AID CODE SN  | AID CODE SN  | AID CODE SN  | AID CODE SN |  | AID CODE EM4 | AID CODE EM4 | AID CODE EM4 | AID CODE EM4 | AID CODE EM4 |  | AID CODE MCB | AID CODE MCB | AID CODE MCB | AID CODE MCB | AID CODE MCB |  | AID CODE AO | AID CODE AO  | AID CODE AO  | AID CODE AO  | AID CODE AO |
|             |  | TOTAL CASES | ADULT RECIPS | CHILD RECIPS | TOTAL RECIPS | FAMILY SIZE |  | TOTAL CASES  | ADULT RECIPS | CHILD RECIPS | TOTAL RECIPS | FAMILY SIZE  |  | TOTAL CASES  | ADULT RECIPS | CHILD RECIPS | TOTAL RECIPS | FAMILY SIZE  |  | TOTAL CASES | ADULT RECIPS | CHILD RECIPS | TOTAL RECIPS | FAMILY SIZE |
| Jul 19      |  | 0           | 0            | 0            | 0            | 0.00        |  | 1,614        | 1,586        | 32           | 1,618        | 1.00         |  | 137          | 137          | 0            | 137          | 1.00         |  | 629         | 629          | 0            | 629          | 1.00        |
| Aug         |  | 0           | 0            | 0            | 0            | 0.00        |  | 1,589        | 1,562        | 33           | 1,595        | 1.00         |  | 131          | 131          | 0            | 131          | 1.00         |  | 634         | 634          | 0            | 634          | 1.00        |
| Sep         |  | 0           | 0            | 0            | 0            | 0.00        |  | 1,548        | 1,523        | 31           | 1,554        | 1.00         |  | 128          | 128          | 0            | 128          | 1.00         |  | 637         | 637          | 0            | 637          | 1.00        |
| Oct         |  | 0           | 0            | 0            | 0            | 0.00        |  | 1,516        | 1,485        | 38           | 1,523        | 1.00         |  | 126          | 126          | 0            | 126          | 1.00         |  | 644         | 644          | 0            | 644          | 1.00        |
| Nov         |  | 0           | 0            | 0            | 0            | 0.00        |  | 1,387        | 1,361        | 34           | 1,395        | 1.01         |  | 126          | 126          | 0            | 126          | 1.00         |  | 642         | 642          | 0            | 642          | 1.00        |
| Dec         |  | 0           | 0            | 0            | 0            | 0.00        |  | 1,410        | 1,384        | 40           | 1,424        | 1.01         |  | 126          | 126          | 0            | 126          | 1.00         |  | 649         | 649          | 0            | 649          | 1.00        |
| Jan 20      |  | 0           | 0            | 0            | 0            | 0.00        |  | 1,433        | 1,412        | 36           | 1,448        | 1.01         |  | 127          | 127          | 0            | 127          | 1.00         |  | 653         | 653          | 0            | 653          | 1.00        |
| Feb         |  | 0           | 0            | 0            | 0            | 0.00        |  | 1,422        | 1,397        | 38           | 1,435        | 1.01         |  | 126          | 126          | 0            | 126          | 1.00         |  | 652         | 652          | 0            | 652          | 1.00        |
| Mar         |  |             |              |              |              |             |  |              |              |              |              |              |  |              |              |              |              |              |  |             |              |              |              |             |
| Apr         |  |             |              |              |              |             |  |              |              |              |              |              |  |              |              |              |              |              |  |             |              |              |              |             |
| May         |  |             |              |              |              |             |  |              |              |              |              |              |  |              |              |              |              |              |  |             |              |              |              |             |
| Jun         |  |             |              |              |              |             |  |              |              |              |              |              |  |              |              |              |              |              |  |             |              |              |              |             |
| SFY20 TOTAL |  | 0           | 0            | 0            | 0            |             |  | 11,919       | 11,710       | 282          | 11,992       |              |  | 1,027        | 1,027        | 0            | 1,027        |              |  | 5,140       | 5,140        | 0            | 5,140        |             |
| SFY20 AVG   |  | 0           | 0            | 0            | 0            | 0.00        |  | 1,490        | 1,464        | 35           | 1,499        | 1.01         |  | 128          | 128          | 0            | 128          | 1            |  | 643         | 643          | 0            | 643          | 1.00        |

| MONTH       |  | OBRA "5"    |              |              |              |             |  | TOTAL MED ONLY (INCLUDES CHAP & PE) |              |              |              |              |  | AID CODE CH WITH PE |              |              |              |             |  | AID CODE AM WITH PE |              |              |              |             |
|-------------|--|-------------|--------------|--------------|--------------|-------------|--|-------------------------------------|--------------|--------------|--------------|--------------|--|---------------------|--------------|--------------|--------------|-------------|--|---------------------|--------------|--------------|--------------|-------------|
|             |  | OBRA "5"    | OBRA "5"     | OBRA "5"     | OBRA "5"     | OBRA "5"    |  | TOT MED ONLY                        | TOT MED ONLY | TOT MED ONLY | TOT MED ONLY | TOT MED ONLY |  | AID CODE CH         | AID CODE CH  | AID CODE CH  | AID CODE CH  | AID CODE CH |  | AID CODE AM         | AID CODE AM  | AID CODE AM  | AID CODE AM  | AID CODE AM |
|             |  | TOTAL CASES | ADULT RECIPS | CHILD RECIPS | TOTAL RECIPS | FAMILY SIZE |  | TOTAL CASES                         | ADULT RECIPS | CHILD RECIPS | TOTAL RECIPS | FAMILY SIZE  |  | TOTAL CASES         | ADULT RECIPS | CHILD RECIPS | TOTAL RECIPS | FAMILY SIZE |  | TOTAL CASES         | ADULT RECIPS | CHILD RECIPS | TOTAL RECIPS | FAMILY SIZE |
| Jul 19      |  | 984         | 0            | 992          | 992          | 1.01        |  | 173,785                             | 70,795       | 237,401      | 308,196      | 1.77         |  | 125,824             | 19,431       | 231,995      | 251,426      | 2.00        |  | 41,888              | 45,358       | 0            | 45,358       | 1.08        |
| Aug         |  | 1,013       | 0            | 1,024        | 1,024        | 1.01        |  | 173,873                             | 70,919       | 237,373      | 308,292      | 1.77         |  | 125,935             | 19,686       | 231,974      | 251,660      | 2.00        |  | 41,897              | 45,319       | 0            | 45,319       | 1.08        |
| Sep         |  | 1,037       | 0            | 1,051        | 1,051        | 1.01        |  | 173,516                             | 70,828       | 237,030      | 307,858      | 1.77         |  | 125,641             | 19,710       | 231,566      | 251,276      | 2.00        |  | 41,842              | 45,218       | 0            | 45,218       | 1.08        |
| Oct         |  | 1,083       | 0            | 1,097        | 1,097        | 1.01        |  | 172,948                             | 70,487       | 236,219      | 306,706      | 1.77         |  | 125,300             | 19,657       | 230,731      | 250,388      | 2.00        |  | 41,600              | 44,970       | 2            | 44,972       | 1.08        |
| Nov         |  | 1,089       | 0            | 1,101        | 1,101        | 1.01        |  | 171,051                             | 69,283       | 233,846      | 303,129      | 1.77         |  | 124,041             | 19,190       | 228,463      | 247,653      | 2.00        |  | 41,134              | 44,424       | 0            | 44,424       | 1.08        |
| Dec         |  | 1,113       | 0            | 1,126        | 1,126        | 1.01        |  | 170,786                             | 69,112       | 233,484      | 302,596      | 1.77         |  | 123,790             | 19,074       | 228,110      | 247,184      | 2.00        |  | 41,115              | 44,401       | 1            | 44,402       | 1.08        |
| Jan 20      |  | 1,112       | 0            | 1,127        | 1,127        | 1.01        |  | 170,774                             | 69,066       | 233,261      | 302,327      | 1.77         |  | 123,822             | 19,089       | 227,805      | 246,894      | 1.99        |  | 40,994              | 44,251       | 1            | 44,252       | 1.08        |
| Feb         |  | 1,107       | 0            | 1,124        | 1,124        | 1.02        |  | 170,410                             | 69,080       | 232,169      | 301,249      | 1.77         |  | 123,367             | 18,995       | 226,759      | 245,754      | 1.99        |  | 41,113              | 44,406       | 0            | 44,406       | 1.08        |
| Mar         |  |             |              |              |              |             |  |                                     |              |              |              |              |  |                     |              |              |              |             |  |                     |              |              |              |             |
| Apr         |  |             |              |              |              |             |  |                                     |              |              |              |              |  |                     |              |              |              |             |  |                     |              |              |              |             |
| May         |  |             |              |              |              |             |  |                                     |              |              |              |              |  |                     |              |              |              |             |  |                     |              |              |              |             |
| Jun         |  |             |              |              |              |             |  |                                     |              |              |              |              |  |                     |              |              |              |             |  |                     |              |              |              |             |
| SFY20 TOTAL |  | 8,538       | 0            | 8,642        | 8,642        |             |  | 1,377,143                           | 559,570      | 1,880,783    | 2,440,353    |              |  | 997,720             | 154,832      | 1,837,403    | 1,992,235    |             |  | 331,583             | 358,347      | 4            | 358,351      |             |
| SFY20 AVG   |  | 1,067       | 0            | 1,080        | 1,080        | 1.01        |  | 172,143                             | 69,946       | 235,098      | 305,044      | 1.77         |  | 124,715             | 19,354       | 229,675      | 249,029      | 2.00        |  | 41,448              | 44,793       | 1            | 44,794       | 1.08        |

SOURCES: K:\BUDGET\R&S\Caseload by Aid Code\DWSS Secondary  
NOTE: 'ADULT MED' PREVIOUSLY KNOWN AS 'TANF MED'

**ACA MED CASELOAD HISTORY**  
**AID CODES: CH1, AM1, CA, EM2, EM8**  
**STATE FISCAL YEAR 2020**

|             |  | AM1 - 13           |                    |                    |                    |                    |  | CH1 - 11           |                    |                    |                    |                    |  | CA - 13           |                   |                   |                   |                   |  | EM2 - 13           |                    |                    |                    |                    |
|-------------|--|--------------------|--------------------|--------------------|--------------------|--------------------|--|--------------------|--------------------|--------------------|--------------------|--------------------|--|-------------------|-------------------|-------------------|-------------------|-------------------|--|--------------------|--------------------|--------------------|--------------------|--------------------|
|             |  | AID<br>CODE<br>AM1 | AID<br>CODE<br>AM1 | AID<br>CODE<br>AM1 | AID<br>CODE<br>AM1 | AID<br>CODE<br>AM1 |  | AID<br>CODE<br>CH1 | AID<br>CODE<br>CH1 | AID<br>CODE<br>CH1 | AID<br>CODE<br>CH1 | AID<br>CODE<br>CH1 |  | AID<br>CODE<br>CA | AID<br>CODE<br>CA | AID<br>CODE<br>CA | AID<br>CODE<br>CA | AID<br>CODE<br>CA |  | AID<br>CODE<br>EM2 | AID<br>CODE<br>EM2 | AID<br>CODE<br>EM2 | AID<br>CODE<br>EM2 | AID<br>CODE<br>EM2 |
|             |  | TOTAL<br>CASES     | ADULT<br>RECIPS    | CHIL<br>RECIPS     | TOTAL<br>RECIPS    | FAMILY<br>SIZE     |  | TOTAL<br>CASES     | ADULT<br>RECIPS    | CHIL<br>RECIPS     | TOTAL<br>RECIPS    | FAMILY<br>SIZE     |  | TOTAL<br>CASES    | ADULT<br>RECIPS   | CHIL<br>RECIPS    | TOTAL<br>RECIPS   | FAMILY<br>SIZE    |  | TOTAL<br>CASES     | ADULT<br>RECIPS    | CHIL<br>RECIPS     | TOTAL<br>RECIPS    | FAMILY<br>SIZE     |
| Jul 19      |  | 49,182             | 58,988             | 0                  | 58,988             | 1.20               |  | 7,749              | 801                | 12,197             | 12,998             | 1.68               |  | 144,336           | 150,737           | 0                 | 150,737           | 1.04              |  | 655                | 661                | 0                  | 661                | 1.01               |
| Aug         |  | 49,082             | 58,837             | 0                  | 58,837             | 1.20               |  | 7,748              | 806                | 12,177             | 12,983             | 1.68               |  | 144,365           | 150,729           | 1                 | 150,730           | 1.04              |  | 612                | 617                | 0                  | 617                | 1.01               |
| Sep         |  | 48,895             | 58,611             | 0                  | 58,611             | 1.20               |  | 7,691              | 792                | 12,071             | 12,863             | 1.67               |  | 144,513           | 150,862           | 1                 | 150,863           | 1.04              |  | 612                | 619                | 0                  | 619                | 1.01               |
| Oct         |  | 48,916             | 58,588             | 0                  | 58,588             | 1.20               |  | 7,747              | 820                | 12,101             | 12,921             | 1.67               |  | 144,897           | 151,183           | 2                 | 151,185           | 1.04              |  | 620                | 625                | 0                  | 625                | 1.01               |
| Nov         |  | 48,530             | 58,090             | 1                  | 58,091             | 1.20               |  | 7,788              | 840                | 12,187             | 13,027             | 1.67               |  | 144,043           | 150,301           | 1                 | 150,302           | 1.04              |  | 594                | 609                | 0                  | 609                | 1.03               |
| Dec         |  | 48,426             | 58,000             | 1                  | 58,001             | 1.20               |  | 7,832              | 840                | 12,325             | 13,165             | 1.68               |  | 144,510           | 150,793           | 2                 | 150,795           | 1.04              |  | 633                | 644                | 0                  | 644                | 1.02               |
| Jan 20      |  | 48,519             | 58,071             | 1                  | 58,072             | 1.20               |  | 7,987              | 864                | 12,591             | 13,455             | 1.68               |  | 144,701           | 150,970           | 2                 | 150,972           | 1.04              |  | 631                | 643                | 0                  | 643                | 1.02               |
| Feb         |  | 48,176             | 57,621             | 1                  | 57,622             | 1.20               |  | 8,020              | 869                | 12,717             | 13,586             | 1.69               |  | 144,338           | 150,543           | 2                 | 150,545           | 1.04              |  | 630                | 639                | 0                  | 639                | 1.01               |
| Mar         |  |                    |                    |                    |                    |                    |  |                    |                    |                    |                    |                    |  |                   |                   |                   |                   |                   |  |                    |                    |                    |                    |                    |
| Apr         |  |                    |                    |                    |                    |                    |  |                    |                    |                    |                    |                    |  |                   |                   |                   |                   |                   |  |                    |                    |                    |                    |                    |
| May         |  |                    |                    |                    |                    |                    |  |                    |                    |                    |                    |                    |  |                   |                   |                   |                   |                   |  |                    |                    |                    |                    |                    |
| Jun         |  |                    |                    |                    |                    |                    |  |                    |                    |                    |                    |                    |  |                   |                   |                   |                   |                   |  |                    |                    |                    |                    |                    |
| SFY20 TOTAL |  | 389,726            | 466,806            | 4                  | 466,810            |                    |  | 62,562             | 6,632              | 98,366             | 104,998            |                    |  | 1,155,703         | 1,206,118         | 11                | 1,206,129         |                   |  | 4,987              | 5,057              | 0                  | 5,057              |                    |
| SFY20 AVG   |  | 48,716             | 58,351             | 1                  | 58,351             | 1.20               |  | 7,820              | 829                | 12,296             | 13,125             | 1.68               |  | 144,463           | 150,765           | 1                 | 150,766           | 1.04              |  | 623                | 632                | 0                  | 632                | 1.01               |

|             |  | EM8 - 11           |                    |                    |                    |                    |  | TOTAL ACA MED ONLY W/PE - MANDATORY (11) |                  |                  |                  |                  |  | TOTAL ACA MED ONLY W/PE - OPTIONAL (13) |                  |                  |                  |                  |  | TOTAL ACA W/PE - (11 & 13) |                       |                       |                       |                       |
|-------------|--|--------------------|--------------------|--------------------|--------------------|--------------------|--|--|------------------|------------------|------------------|------------------|--|---|------------------|------------------|------------------|------------------|--|----------------------------|-----------------------|-----------------------|-----------------------|-----------------------|
|             |  | AID<br>CODE<br>EM8 | AID<br>CODE<br>EM8 | AID<br>CODE<br>EM8 | AID<br>CODE<br>EM8 | AID<br>CODE<br>EM8 |  | TOT<br>ACA<br>11                         | TOT<br>ACA<br>11 | TOT<br>ACA<br>11 | TOT<br>ACA<br>11 | TOT<br>ACA<br>11 |  | TOT<br>ACA<br>13                        | TOT<br>ACA<br>13 | TOT<br>ACA<br>13 | TOT<br>ACA<br>13 | TOT<br>ACA<br>13 |  | TOT<br>ACA<br>11 & 13      | TOT<br>ACA<br>11 & 13 | TOT<br>ACA<br>11 & 13 | TOT<br>ACA<br>11 & 13 | TOT<br>ACA<br>11 & 13 |
|             |  | TOTAL<br>CASES     | ADULT<br>RECIPS    | CHIL<br>RECIPS     | TOTAL<br>RECIPS    | FAMILY<br>SIZE     |  | TOTAL<br>CASES                           | ADULT<br>RECIPS  | CHIL<br>RECIPS   | TOTAL<br>RECIPS  | FAMILY<br>SIZE   |  | TOTAL<br>CASES                          | ADULT<br>RECIPS  | CHIL<br>RECIPS   | TOTAL<br>RECIPS  | FAMILY<br>SIZE   |  | TOTAL<br>CASES             | ADULT<br>RECIPS       | CHIL<br>RECIPS        | TOTAL<br>RECIPS       | FAMILY<br>SIZE        |
| Jul 19      |  | 4                  | 2                  | 2                  | 4                  | 1.00               |  | 7,753                                    | 803              | 12,199           | 13,002           | 1.68             |  | 194,173                                 | 210,386          | 0                | 210,386          | 210,386          |  | 201,926                    | 211,189               | 12,199                | 223,388               | 1.11                  |
| Aug         |  | 4                  | 2                  | 2                  | 4                  | 1.00               |  | 7,752                                    | 808              | 12,179           | 12,987           | 1.68             |  | 194,059                                 | 210,183          | 1                | 210,184          | 210,184          |  | 201,811                    | 210,991               | 12,180                | 223,171               | 1.11                  |
| Sep         |  | 4                  | 1                  | 4                  | 5                  | 1.25               |  | 7,695                                    | 793              | 12,075           | 12,868           | 1.67             |  | 194,020                                 | 210,092          | 1                | 210,093          | 210,093          |  | 201,715                    | 210,885               | 12,076                | 222,961               | 1.11                  |
| Oct         |  | 4                  | 1                  | 3                  | 4                  | 1.00               |  | 7,751                                    | 821              | 12,104           | 12,925           | 1.67             |  | 194,433                                 | 210,396          | 2                | 210,398          | 210,398          |  | 202,184                    | 211,217               | 12,106                | 223,323               | 1.10                  |
| Nov         |  | 2                  | 1                  | 1                  | 2                  | 1.00               |  | 7,790                                    | 841              | 12,188           | 13,029           | 1.67             |  | 193,167                                 | 209,000          | 2                | 209,002          | 209,002          |  | 200,957                    | 209,841               | 12,190                | 222,031               | 1.10                  |
| Dec         |  | 3                  | 1                  | 2                  | 3                  | 1.00               |  | 7,835                                    | 841              | 12,327           | 13,168           | 1.68             |  | 193,569                                 | 209,437          | 3                | 209,440          | 209,440          |  | 201,404                    | 210,278               | 12,330                | 222,608               | 1.11                  |
| Jan 20      |  | 4                  | 1                  | 3                  | 4                  | 1.00               |  | 7,991                                    | 865              | 12,594           | 13,459           | 1.68             |  | 193,851                                 | 209,684          | 3                | 209,687          | 209,687          |  | 201,842                    | 210,549               | 12,597                | 223,146               | 1.11                  |
| Feb         |  | 3                  | 1                  | 2                  | 3                  | 1.00               |  | 8,023                                    | 870              | 12,719           | 13,589           | 1.69             |  | 193,144                                 | 208,803          | 3                | 208,806          | 208,806          |  | 201,167                    | 209,673               | 12,722                | 222,395               | 1.11                  |
| Mar         |  |                    |                    |                    |                    |                    |  |  |                  |                  |                  |                  |  |   |                  |                  |                  |                  |  |                            |                       |                       |                       |                       |
| Apr         |  |                    |                    |                    |                    |                    |  |  |                  |                  |                  |                  |  |   |                  |                  |                  |                  |  |                            |                       |                       |                       |                       |
| May         |  |                    |                    |                    |                    |                    |  |  |                  |                  |                  |                  |  |   |                  |                  |                  |                  |  |                            |                       |                       |                       |                       |
| Jun         |  |                    |                    |                    |                    |                    |  |  |                  |                  |                  |                  |  |   |                  |                  |                  |                  |  |                            |                       |                       |                       |                       |
| SFY20 TOTAL |  | 28                 | 10                 | 19                 | 29                 |                    |  | 62,590                                   | 6,642            | 98,385           | 105,027          |                  |  | 1,550,416                               | 1,677,981        | 15               | 1,677,996        |                  |  | 1,613,006                  | 1,684,623             | 98,400                | 1,783,023             |                       |
| SFY20 AVG   |  | 4                  | 1                  | 2                  | 4                  | 1                  |  | 7,824                                    | 830              | 12,298           | 13,128           | 1.68             |  | 193,802                                 | 209,748          | 2                | 209,750          | 209,750          |  | 201,626                    | 210,578               | 12,300                | 222,878               | 1.11                  |

|             |  | 1 1 WITH PE- 13    |                    |                    |                    |                    |  | CH1 WITH PE - 11   |                    |                    |                    |                    |  | CA WITH PE - 13   |                   |                   |                   |                   |  |
|-------------|--|--------------------|--------------------|--------------------|--------------------|--------------------|--|--------------------|--------------------|--------------------|--------------------|--------------------|--|-------------------|-------------------|-------------------|-------------------|-------------------|--|
|             |  | AID<br>CODE<br>AM1 | AID<br>CODE<br>AM1 | AID<br>CODE<br>AM1 | AID<br>CODE<br>AM1 | AID<br>CODE<br>AM1 |  | AID<br>CODE<br>CH1 | AID<br>CODE<br>CH1 | AID<br>CODE<br>CH1 | AID<br>CODE<br>CH1 | AID<br>CODE<br>CH1 |  | AID<br>CODE<br>CA | AID<br>CODE<br>CA | AID<br>CODE<br>CA | AID<br>CODE<br>CA | AID<br>CODE<br>CA |  |
|             |  | TOTAL<br>CASES     | ADULT<br>RECIPS    | CHIL<br>RECIPS     | TOTAL<br>RECIPS    | FAMILY<br>SIZE     |  | TOTAL<br>CASES     | ADULT<br>RECIPS    | CHIL<br>RECIPS     | TOTAL<br>RECIPS    | FAMILY<br>SIZE     |  | TOTAL<br>CASES    | ADULT<br>RECIPS   | CHIL<br>RECIPS    | TOTAL<br>RECIPS   | FAMILY<br>SIZE    |  |
| Jul 19      |  | 49,182             | 58,988             | 0                  | 58,988             | 1.20               |  | 7,749              | 801                | 12,197             | 12,998             | 1.68               |  | 144,336           | 150,737           | 0                 | 150,737           | 1.04              |  |
| Aug         |  | 49,082             | 58,837             | 0                  | 58,837             | 1.20               |  | 7,748              | 806                | 12,177             | 12,983             | 1.68               |  | 144,365           | 150,729           | 1                 | 150,730           | 1.04              |  |
| Sep         |  | 48,895             | 58,611             | 0                  | 58,611             | 1.20               |  | 7,691              | 792                | 12,071             | 12,863             | 1.67               |  | 144,513           | 150,862           | 1                 | 150,863           | 1.04              |  |
| Oct         |  | 48,916             | 58,588             | 0                  | 58,588             | 1.20               |  | 7,747              | 820                | 12,101             | 12,921             | 1.67               |  | 144,897           | 151,183           | 2                 | 151,185           | 1.04              |  |
| Nov         |  | 48,530             | 58,090             | 1                  | 58,091             | 1.20               |  | 7,788              | 840                | 12,187             | 13,027             | 1.67               |  | 144,043           | 150,301           | 1                 | 150,302           | 1.04              |  |
| Dec         |  | 48,426             | 58,000             | 1                  | 58,001             | 1.20               |  | 7,832              | 840                | 12,325             | 13,165             | 1.68               |  | 144,510           | 150,793           | 2                 | 150,795           | 1.04              |  |
| Jan 20      |  | 48,519             | 58,071             | 1                  | 58,072             | 1.20               |  | 7,987              | 864                | 12,591             | 13,455             | 1.68               |  | 144,701           | 150,970           | 2                 | 150,972           | 1.04              |  |
| Feb         |  | 48,176             | 57,621             | 1                  | 57,622             | 1.20               |  | 8,020              | 869                | 12,717             | 13,586             | 1.69               |  | 144,338           | 150,543           | 2                 | 150,545           | 1.04              |  |
| Mar         |  |                    |                    |                    |                    |                    |  |                    |                    |                    |                    |                    |  |                   |                   |                   |                   |                   |  |
| Apr         |  |                    |                    |                    |                    |                    |  |                    |                    |                    |                    |                    |  |                   |                   |                   |                   |                   |  |
| May         |  |                    |                    |                    |                    |                    |  |                    |                    |                    |                    |                    |  |                   |                   |                   |                   |                   |  |
| Jun         |  |                    |                    |                    |                    |                    |  |                    |                    |                    |                    |                    |  |                   |                   |                   |                   |                   |  |
| SFY20 TOTAL |  | 389,726            | 466,806            | 4                  | 466,810            |                    |  | 62,562             | 6,632              | 98,366             | 104,998            |                    |  | 1,155,703         | 1,206,118         | 11                | 1,206,129         |                   |  |
| SFY20 AVG   |  | 48,716             | 58,351             | 1                  | 58,351             | 1.20               |  | 7,820              | 829                | 12,296             | 13,125             | 1.68               |  | 144,463           | 150,765           | 1                 | 150,766           | 1.04              |  |

SOURCES: **K:\BUDGETR&S\Caseload by Aid Code\DWSS Secondary**  
PE = PRESUMPTIVE MED-21b

**PRESUMPTIVE ELIGIBILITY CASELOAD HISTORY**

AID CODES: AM, AM1, CH, CH1, CHP\*, CA

STATE FISCAL YEAR 2020

|             |  | AM - 12                             |                                      |                                      |                                      |                                     |  | AM1 - 13                             |                                       |                                       |                                       |                                      |  | CH - 12                             |                                      |                                      |                                      |                                     |  | CH1 - 11                             |                                       |                                       |                                       |                                      |
|-------------|--|-------------------------------------|--------------------------------------|--------------------------------------|--------------------------------------|-------------------------------------|--|--------------------------------------|---------------------------------------|---------------------------------------|---------------------------------------|--------------------------------------|--|-------------------------------------|--------------------------------------|--------------------------------------|--------------------------------------|-------------------------------------|--|--------------------------------------|---------------------------------------|---------------------------------------|---------------------------------------|--------------------------------------|
|             |  | AID<br>CODE<br>AM<br>TOTAL<br>CASES | AID<br>CODE<br>AM<br>ADULT<br>RECIPS | AID<br>CODE<br>AM<br>CHILD<br>RECIPS | AID<br>CODE<br>AM<br>TOTAL<br>RECIPS | AID<br>CODE<br>AM<br>FAMILY<br>SIZE |  | AID<br>CODE<br>AM1<br>TOTAL<br>CASES | AID<br>CODE<br>AM1<br>ADULT<br>RECIPS | AID<br>CODE<br>AM1<br>CHILD<br>RECIPS | AID<br>CODE<br>AM1<br>TOTAL<br>RECIPS | AID<br>CODE<br>AM1<br>FAMILY<br>SIZE |  | AID<br>CODE<br>CH<br>TOTAL<br>CASES | AID<br>CODE<br>CH<br>ADULT<br>RECIPS | AID<br>CODE<br>CH<br>CHILD<br>RECIPS | AID<br>CODE<br>CH<br>TOTAL<br>RECIPS | AID<br>CODE<br>CH<br>FAMILY<br>SIZE |  | AID<br>CODE<br>CH1<br>TOTAL<br>CASES | AID<br>CODE<br>CH1<br>ADULT<br>RECIPS | AID<br>CODE<br>CH1<br>CHILD<br>RECIPS | AID<br>CODE<br>CH1<br>TOTAL<br>RECIPS | AID<br>CODE<br>CH1<br>FAMILY<br>SIZE |
| Jul 19      |  |                                     |                                      |                                      |                                      |                                     |  |                                      |                                       |                                       |                                       |                                      |  |                                     |                                      |                                      |                                      |                                     |  |                                      |                                       |                                       |                                       |                                      |
| Aug         |  |                                     |                                      |                                      |                                      |                                     |  |                                      |                                       |                                       |                                       |                                      |  |                                     |                                      |                                      |                                      |                                     |  |                                      |                                       |                                       |                                       |                                      |
| Sep         |  |                                     |                                      |                                      |                                      |                                     |  |                                      |                                       |                                       |                                       |                                      |  |                                     |                                      |                                      |                                      |                                     |  |                                      |                                       |                                       |                                       |                                      |
| Oct         |  |                                     |                                      |                                      |                                      |                                     |  |                                      |                                       |                                       |                                       |                                      |  |                                     |                                      |                                      |                                      |                                     |  |                                      |                                       |                                       |                                       |                                      |
| Nov         |  |                                     |                                      |                                      |                                      |                                     |  |                                      |                                       |                                       |                                       |                                      |  |                                     |                                      |                                      |                                      |                                     |  |                                      |                                       |                                       |                                       |                                      |
| Dec         |  |                                     |                                      |                                      |                                      |                                     |  |                                      |                                       |                                       |                                       |                                      |  |                                     |                                      |                                      |                                      |                                     |  |                                      |                                       |                                       |                                       |                                      |
| Jan 20      |  |                                     |                                      |                                      |                                      |                                     |  |                                      |                                       |                                       |                                       |                                      |  |                                     |                                      |                                      |                                      |                                     |  |                                      |                                       |                                       |                                       |                                      |
| Feb         |  |                                     |                                      |                                      |                                      |                                     |  |                                      |                                       |                                       |                                       |                                      |  |                                     |                                      |                                      |                                      |                                     |  |                                      |                                       |                                       |                                       |                                      |
| Mar         |  |                                     |                                      |                                      |                                      |                                     |  |                                      |                                       |                                       |                                       |                                      |  |                                     |                                      |                                      |                                      |                                     |  |                                      |                                       |                                       |                                       |                                      |
| Apr         |  |                                     |                                      |                                      |                                      |                                     |  |                                      |                                       |                                       |                                       |                                      |  |                                     |                                      |                                      |                                      |                                     |  |                                      |                                       |                                       |                                       |                                      |
| May         |  |                                     |                                      |                                      |                                      |                                     |  |                                      |                                       |                                       |                                       |                                      |  |                                     |                                      |                                      |                                      |                                     |  |                                      |                                       |                                       |                                       |                                      |
| Jun         |  |                                     |                                      |                                      |                                      |                                     |  |                                      |                                       |                                       |                                       |                                      |  |                                     |                                      |                                      |                                      |                                     |  |                                      |                                       |                                       |                                       |                                      |
| SFY20 TOTAL |  |                                     |                                      |                                      |                                      |                                     |  |                                      |                                       |                                       |                                       |                                      |  |                                     |                                      |                                      |                                      |                                     |  |                                      |                                       |                                       |                                       |                                      |
| SFY20 AVG   |  |                                     |                                      |                                      |                                      |                                     |  |                                      |                                       |                                       |                                       |                                      |  |                                     |                                      |                                      |                                      |                                     |  |                                      |                                       |                                       |                                       |                                      |

|             |  | CHP - 12                             |                                       |                                       |                                       |                                      |  | TOTAL CH (CH + CHP) - 12          |                                    |                                    |                                    |                                   |  | CA - 13                             |                                      |                                      |                                      |                                     |  | TOTAL PRESUMPTIVE ELIGIBILITY |                              |                              |                              |                             |
|-------------|--|--------------------------------------|---------------------------------------|---------------------------------------|---------------------------------------|--------------------------------------|--|-----------------------------------|------------------------------------|------------------------------------|------------------------------------|-----------------------------------|--|-------------------------------------|--------------------------------------|--------------------------------------|--------------------------------------|-------------------------------------|--|-------------------------------|------------------------------|------------------------------|------------------------------|-----------------------------|
|             |  | AID<br>CODE<br>CHP<br>TOTAL<br>CASES | AID<br>CODE<br>CHP<br>ADULT<br>RECIPS | AID<br>CODE<br>CHP<br>CHILD<br>RECIPS | AID<br>CODE<br>CHP<br>TOTAL<br>RECIPS | AID<br>CODE<br>CHP<br>FAMILY<br>SIZE |  | TOT<br>CH<br>11<br>TOTAL<br>CASES | TOT<br>CH<br>11<br>ADULT<br>RECIPS | TOT<br>CH<br>11<br>CHILD<br>RECIPS | TOT<br>CH<br>11<br>TOTAL<br>RECIPS | TOT<br>CH<br>11<br>FAMILY<br>SIZE |  | AID<br>CODE<br>CA<br>TOTAL<br>CASES | AID<br>CODE<br>CA<br>ADULT<br>RECIPS | AID<br>CODE<br>CA<br>CHILD<br>RECIPS | AID<br>CODE<br>CA<br>TOTAL<br>RECIPS | AID<br>CODE<br>CA<br>FAMILY<br>SIZE |  | TOT<br>PE<br>TOTAL<br>CASES   | TOT<br>PE<br>ADULT<br>RECIPS | TOT<br>PE<br>CHILD<br>RECIPS | TOT<br>PE<br>TOTAL<br>RECIPS | TOT<br>PE<br>FAMILY<br>SIZE |
| MONTH       |  |                                      |                                       |                                       |                                       |                                      |  |                                   |                                    |                                    |                                    |                                   |  |                                     |                                      |                                      |                                      |                                     |  |                               |                              |                              |                              |                             |
| Jul 19      |  |                                      |                                       |                                       |                                       |                                      |  |                                   |                                    |                                    |                                    |                                   |  |                                     |                                      |                                      |                                      |                                     |  |                               |                              |                              |                              |                             |
| Aug         |  |                                      |                                       |                                       |                                       |                                      |  |                                   |                                    |                                    |                                    |                                   |  |                                     |                                      |                                      |                                      |                                     |  |                               |                              |                              |                              |                             |
| Sep         |  |                                      |                                       |                                       |                                       |                                      |  |                                   |                                    |                                    |                                    |                                   |  |                                     |                                      |                                      |                                      |                                     |  |                               |                              |                              |                              |                             |
| Oct         |  |                                      |                                       |                                       |                                       |                                      |  |                                   |                                    |                                    |                                    |                                   |  |                                     |                                      |                                      |                                      |                                     |  |                               |                              |                              |                              |                             |
| Nov         |  |                                      |                                       |                                       |                                       |                                      |  |                                   |                                    |                                    |                                    |                                   |  |                                     |                                      |                                      |                                      |                                     |  |                               |                              |                              |                              |                             |
| Dec         |  |                                      |                                       |                                       |                                       |                                      |  |                                   |                                    |                                    |                                    |                                   |  |                                     |                                      |                                      |                                      |                                     |  |                               |                              |                              |                              |                             |
| Jan 20      |  |                                      |                                       |                                       |                                       |                                      |  |                                   |                                    |                                    |                                    |                                   |  |                                     |                                      |                                      |                                      |                                     |  |                               |                              |                              |                              |                             |
| Feb         |  |                                      |                                       |                                       |                                       |                                      |  |                                   |                                    |                                    |                                    |                                   |  |                                     |                                      |                                      |                                      |                                     |  |                               |                              |                              |                              |                             |
| Mar         |  |                                      |                                       |                                       |                                       |                                      |  |                                   |                                    |                                    |                                    |                                   |  |                                     |                                      |                                      |                                      |                                     |  |                               |                              |                              |                              |                             |
| Apr         |  |                                      |                                       |                                       |                                       |                                      |  |                                   |                                    |                                    |                                    |                                   |  |                                     |                                      |                                      |                                      |                                     |  |                               |                              |                              |                              |                             |
| May         |  |                                      |                                       |                                       |                                       |                                      |  |                                   |                                    |                                    |                                    |                                   |  |                                     |                                      |                                      |                                      |                                     |  |                               |                              |                              |                              |                             |
| Jun         |  |                                      |                                       |                                       |                                       |                                      |  |                                   |                                    |                                    |                                    |                                   |  |                                     |                                      |                                      |                                      |                                     |  |                               |                              |                              |                              |                             |
| SFY20 TOTAL |  |                                      |                                       |                                       |                                       |                                      |  |                                   |                                    |                                    |                                    |                                   |  |                                     |                                      |                                      |                                      |                                     |  |                               |                              |                              |                              |                             |
| SFY20 AVG   |  |                                      |                                       |                                       |                                       |                                      |  |                                   |                                    |                                    |                                    |                                   |  |                                     |                                      |                                      |                                      |                                     |  |                               |                              |                              |                              |                             |

SOURCE: XXXXXX MONTHLY PE RECIPIENTS REPORT (CASE COUNT IS 1 FOR 1 RECIPIENT).

NOTE: PROGRAM DOES NOT START UNTIL DECEMBER 2014.

\*NOTE: "CHP" IS NOT AN AID CODE AND INCLUDED FOR TRACKING PURPOSES ONLY; SIGNIFIES PREGNANT WOMEN AND IS ADDED TO "CH"

**TOTAL TANF CASH CASELOAD HISTORY**  
**AID CODES: TN, TN1, TN2, CON, COK, COA, COS, TP, TL, SG**  
**STATE FISCAL YEAR 2020**

| MONTH       | (1) | (2) | (3)                                   |       |        |        | (4)                                      |        |         |         | (5)                     |        |         |         | (6)                                     |       |       |       | (7)  |       |       |       | (8)                       |       |       |       |
|-------------|-----|-----|---------------------------------------|-------|--------|--------|--|--------|---------|---------|-------------------------|--------|---------|---------|---|-------|-------|-------|--|-------|-------|-------|---------------------------|-------|-------|-------|
|             |     |     | GROSS GRANTS PAID WITH PUBLIC HOUSING |       |        |        | GROSS GRANTS PAID WITHOUT PUBLIC HOUSING |        |         |         | TOTAL GROSS GRANTS PAID |        |         |         | GRANT CANCELLATIONS WITH PUBLIC HOUSING |       |       |       | GRANT CANCELLATIONS WITHOUT PUBLIC HOUSING |       |       |       | TOTAL GRANT CANCELLATIONS |       |       |       |
|             |     |     | CASE                                  | ADULT | CHILD  | RECIP  | CASE                                     | ADULT  | CHILD   | RECIP   | CASE                    | ADULT  | CHILD   | RECIP   | CASE                                    | ADULT | CHILD | RECIP | CASE                                       | ADULT | CHILD | RECIP | CASE                      | ADULT | CHILD | RECIP |
| Jul 19      |     |     | 1,043                                 | 429   | 2,008  | 2,437  | 7,335                                    | 4,733  | 13,767  | 18,500  | 8,378                   | 5,162  | 15,775  | 20,937  | 0                                       | 0     | 0     | 0     | 0  | 0     | 0     | 0     | 0                         | 0     | 0     | 0     |
| Aug         |     |     | 1,003                                 | 400   | 1,937  | 2,337  | 7,199                                    | 4,664  | 13,534  | 18,198  | 8,202                   | 5,064  | 15,471  | 20,535  | 0                                       | 0     | 0     | 0     | 0  | 0     | 0     | 0     | 0                         | 0     | 0     | 0     |
| Sep         |     |     | 994                                   | 405   | 1,869  | 2,274  | 7,244                                    | 4,743  | 13,686  | 18,429  | 8,238                   | 5,148  | 15,555  | 20,703  | 0                                       | 0     | 0     | 0     | 0  | 0     | 0     | 0     | 0                         | 0     | 0     | 0     |
| Oct         |     |     | 1,018                                 | 419   | 1,920  | 2,339  | 7,492                                    | 4,960  | 14,180  | 19,140  | 8,510                   | 5,379  | 16,100  | 21,479  | 0                                       | 0     | 0     | 0     | 0  | 0     | 0     | 0     | 0                         | 0     | 0     | 0     |
| Nov         |     |     | 970                                   | 378   | 1,811  | 2,189  | 7,137                                    | 4,684  | 13,478  | 18,162  | 8,107                   | 5,062  | 15,289  | 20,351  | 0                                       | 0     | 0     | 0     | 0  | 0     | 0     | 0     | 0                         | 0     | 0     | 0     |
| Dec         |     |     | 936                                   | 368   | 1,768  | 2,136  | 6,953                                    | 4,567  | 13,123  | 17,690  | 7,889                   | 4,935  | 14,891  | 19,826  | 0                                       | 0     | 0     | 0     | 0  | 0     | 0     | 0     | 0                         | 0     | 0     | 0     |
| Jan 20      |     |     | 960                                   | 393   | 1,807  | 2,200  | 7,264                                    | 4,805  | 13,598  | 18,403  | 8,224                   | 5,198  | 15,405  | 20,603  | 0                                       | 0     | 0     | 0     | 0  | 0     | 0     | 0     | 0                         | 0     | 0     | 0     |
| Feb         |     |     | 968                                   | 393   | 1,830  | 2,223  | 7,010                                    | 4,672  | 13,060  | 17,732  | 7,978                   | 5,065  | 14,890  | 19,955  | 0                                       | 0     | 0     | 0     | 0  | 0     | 0     | 0     | 0                         | 0     | 0     | 0     |
| Mar         |     |     |                                       |       |        |        |  |        |         |         |                         |        |         |         |   |       |       |       |  |       |       |       |                           |       |       |       |
| Apr         |     |     |                                       |       |        |        |  |        |         |         |                         |        |         |         |   |       |       |       |  |       |       |       |                           |       |       |       |
| May         |     |     |                                       |       |        |        |  |        |         |         |                         |        |         |         |   |       |       |       |  |       |       |       |                           |       |       |       |
| Jun         |     |     |                                       |       |        |        |  |        |         |         |                         |        |         |         |   |       |       |       |  |       |       |       |                           |       |       |       |
| SFY20 TOTAL |     |     | 7,892                                 | 3,185 | 14,950 | 18,135 | 57,634                                   | 37,828 | 108,426 | 146,254 | 65,526                  | 41,013 | 123,376 | 164,389 | 0                                       | 0     | 0     | 0     | 0  | 0     | 0     | 0     | 0                         | 0     | 0     | 0     |
| SFY20 AVG   |     |     | 987                                   | 398   | 1,869  | 2,267  | 7,204                                    | 4,729  | 13,553  | 18,282  | 8,191                   | 5,127  | 15,422  | 20,549  | 0                                       | 0     | 0     | 0     | 0  | 0     | 0     | 0     | 0                         | 0     | 0     | 0     |

| MONTH       |  |  | (9)                                 |       |        |        | (10)                                   |        |         |         | (11)            |        |         |         | (12)         |
|-------------|--|--|-------------------------------------|-------|--------|--------|--|--------|---------|---------|-----------------|--------|---------|---------|--------------|
|             |  |  | NET GRANTS PAID WITH PUBLIC HOUSING |       |        |        | NET GRANTS PAID WITHOUT PUBLIC HOUSING |        |         |         | NET GRANTS PAID |        |         |         | AVG FAM SIZE |
|             |  |  | CASE                                | ADULT | CHILD  | RECIP  | CASE                                   | ADULT  | CHILD   | RECIP   | CASE            | ADULT  | CHILD   | RECIP   |              |
| Jul 19      |  |  | 1,043                               | 429   | 2,008  | 2,437  | 7,335                                  | 4,733  | 13,767  | 18,500  | 8,378           | 5,162  | 15,775  | 20,937  | 2.50         |
| Aug         |  |  | 1,003                               | 400   | 1,937  | 2,337  | 7,199                                  | 4,664  | 13,534  | 18,198  | 8,202           | 5,064  | 15,471  | 20,535  | 2.50         |
| Sep         |  |  | 994                                 | 405   | 1,869  | 2,274  | 7,244                                  | 4,743  | 13,686  | 18,429  | 8,238           | 5,148  | 15,555  | 20,703  | 2.51         |
| Oct         |  |  | 1,018                               | 419   | 1,920  | 2,339  | 7,492                                  | 4,960  | 14,180  | 19,140  | 8,510           | 5,379  | 16,100  | 21,479  | 2.52         |
| Nov         |  |  | 970                                 | 378   | 1,811  | 2,189  | 7,137                                  | 4,684  | 13,478  | 18,162  | 8,107           | 5,062  | 15,289  | 20,351  | 2.51         |
| Dec         |  |  | 936                                 | 368   | 1,768  | 2,136  | 6,953                                  | 4,567  | 13,123  | 17,690  | 7,889           | 4,935  | 14,891  | 19,826  | 2.51         |
| Jan 20      |  |  | 960                                 | 393   | 1,807  | 2,200  | 7,264                                  | 4,805  | 13,598  | 18,403  | 8,224           | 5,198  | 15,405  | 20,603  | 2.51         |
| Feb         |  |  | 968                                 | 393   | 1,830  | 2,223  | 7,010                                  | 4,672  | 13,060  | 17,732  | 7,978           | 5,065  | 14,890  | 19,955  | 2.50         |
| Mar         |  |  |                                     |       |        |        |  |        |         |         |                 |        |         |         |              |
| Apr         |  |  |                                     |       |        |        |  |        |         |         |                 |        |         |         |              |
| May         |  |  |                                     |       |        |        |  |        |         |         |                 |        |         |         |              |
| Jun         |  |  |                                     |       |        |        |  |        |         |         |                 |        |         |         |              |
| SFY20 TOTAL |  |  | 7,892                               | 3,185 | 14,950 | 18,135 | 57,634                                 | 37,828 | 108,426 | 146,254 | 65,526          | 41,013 | 123,376 | 164,389 |              |
| SFY20 AVG   |  |  | 987                                 | 398   | 1,869  | 2,267  | 7,204                                  | 4,729  | 13,553  | 18,282  | 8,191           | 5,127  | 15,422  | 20,549  | 2.51         |

SOURCES: INDIVIDUAL PAGES FOR EACH TANF CASH AID CODE.

**TOTAL TANF CASH CASELOAD HISTORY**  
**AID CODES: TN, TN1, TN2, CON, COK, COA, COS, TP, TL, SG**  
**STATE FISCAL YEAR 2020**

|             | (13)   | (14)  | (15)                             | (16)   | (17)  | (18)                   | (19)   | (20)  | (21)                           | (22)                                 | (23)                                | (24)                         | (25)                          |
|-------------|--|---|----------------------------------|--|---|------------------------|--|---|--------------------------------|--------------------------------------|-------------------------------------|------------------------------|-------------------------------|
| MONTH       | GROSS TOTAL<br>GRANTS PAID<br>WITH PUBLIC<br>HOUSING | GROSS TOTAL<br>GRANTS PAID<br>WITHOUT PUBLIC<br>HOUSING | GROSS<br>TOTAL<br>GRANTS<br>PAID | TOTAL<br>CANCELLATIONS<br>WITH<br>PUBLIC HOUSING | TOTAL<br>CANCELLATIONS<br>WITHOUT<br>PUBLIC HOUSING | TOTAL<br>CANCELLATIONS | NET TOTAL<br>GRANTS PAID<br>WITH PUBLIC<br>HOUSING | NET TOTAL<br>GRANTS PAID<br>WITHOUT PUBLIC<br>HOUSING | NET<br>TOTAL<br>GRANTS<br>PAID | AVG<br>GRANT<br>PER RECIP<br>WITH PH | AVG<br>GRANT<br>PER RECIP<br>W/O PH | AVG<br>GRANT<br>PER<br>RECIP | AVG<br>GRANT<br>PER<br>FAMILY |
| Jul 19      | \$353,410.00   | \$2,379,193.00  | \$2,732,603.00                   | \$0.00   | \$0.00  | \$0.00                 | \$353,410.00                                       | \$2,379,193.00  | \$2,732,603.00                 | \$145.02                             | \$128.61                            | \$130.52                     | \$326.16                      |
| Aug         | \$343,267.00   | \$2,385,600.00  | \$2,728,867.00                   | \$0.00   | \$0.00  | \$0.00                 | \$343,267.00                                       | \$2,385,600.00  | \$2,728,867.00                 | \$146.88                             | \$131.09                            | \$132.89                     | \$332.71                      |
| Sep         | \$334,501.00   | \$2,418,575.00  | \$2,753,076.00                   | \$0.00   | \$0.00  | \$0.00                 | \$334,501.00                                       | \$2,418,575.00  | \$2,753,076.00                 | \$147.10                             | \$131.24                            | \$132.98                     | \$334.19                      |
| Oct         | \$337,092.00   | \$2,441,619.00  | \$2,778,711.00                   | \$0.00   | \$0.00  | \$0.00                 | \$337,092.00                                       | \$2,441,619.00  | \$2,778,711.00                 | \$144.12                             | \$127.57                            | \$129.37                     | \$326.52                      |
| Nov         | \$331,236.00   | \$2,381,974.00  | \$2,713,210.00                   | \$0.00   | \$0.00  | \$0.00                 | \$331,236.00                                       | \$2,381,974.00  | \$2,713,210.00                 | \$151.32                             | \$131.15                            | \$133.32                     | \$334.67                      |
| Dec         | \$323,669.00   | \$2,340,513.00  | \$2,664,182.00                   | \$0.00   | \$0.00  | \$0.00                 | \$323,669.00                                       | \$2,340,513.00  | \$2,664,182.00                 | \$151.53                             | \$132.31                            | \$134.38                     | \$337.71                      |
| Jan 20      | \$322,329.00   | \$2,355,869.00  | \$2,678,198.00                   | \$0.00   | \$0.00  | \$0.00                 | \$322,329.00                                       | \$2,355,869.00  | \$2,678,198.00                 | \$146.51                             | \$128.02                            | \$129.99                     | \$325.66                      |
| Feb         | \$329,132.00   | \$2,334,805.00  | \$2,663,937.00                   | \$0.00   | \$0.00  | \$0.00                 | \$329,132.00                                       | \$2,334,805.00  | \$2,663,937.00                 | \$148.06                             | \$131.67                            | \$133.50                     | \$333.91                      |
| Mar         |  |   |                                  |  |   |                        |  |   |                                |                                      |                                     |                              |                               |
| Apr         |  |   |                                  |  |   |                        |  |   |                                |                                      |                                     |                              |                               |
| May         |  |   |                                  |  |   |                        |  |   |                                |                                      |                                     |                              |                               |
| Jun         |  |   |                                  |  |   |                        |  |   |                                |                                      |                                     |                              |                               |
| SFY20 TOTAL | \$2,674,636.00                                       | \$19,038,148.00   | \$21,712,784.00                  | \$0.00   | \$0.00  | \$0.00                 | \$2,674,636.00                                     | \$19,038,148.00                                       | \$21,712,784.00                | \$1,180.54                           | \$1,041.65                          | \$1,056.94                   | \$2,651.54                    |
| SFY20 AVG   | \$334,329.50   | \$2,379,768.50  | \$2,714,098.00                   | \$0.00   | \$0.00  | \$0.00                 | \$334,329.50                                       | \$2,379,768.50  | \$2,714,098.00                 | \$147.57                             | \$130.21                            | \$132.12                     | \$331.44                      |

NOTE: ALL NON-CASH AID CODE PAYMENTS ARE ADDED TO COLUMN # 4 & 7 & 14.

SOURCES: AFR18A FOR CASES, RECIPIENTS & EXPENDITURES. AFR10A FOR CANCELLATIONS.

K:\BUDGET\R&S\Caseload by Aid Code\DWSS Secondary

**TOTAL TANF CASH, ADULT MED (PREVIOUSLY TANF MED), ACA & PRESUMPTIVE MED CASELOAD HISTORY**

TANF CASH AID CODES: COA, COK, CON, COS, SG, TL, TN, TN1, TN2, TP - NOT MED ELIGIBLE

STATE FISCAL YEAR 2020

|           | (1)                                   |        |         |         | (2)                  |         |        |         | (3)                |           |        |           | (4)                       |           |         |           | (5)   |           |           |           | TANF<br>CASH<br>AFS | ADULT<br>MED<br>AFS | ACA<br>MED<br>AFS | ADULT<br>MED<br>& ACA<br>AFS |
|-----------|---------------------------------------|--------|---------|---------|----------------------|---------|--------|---------|--------------------|-----------|--------|-----------|---------------------------|-----------|---------|-----------|---|-----------|-----------|-----------|---------------------|---------------------|-------------------|------------------------------|
|           | TOTAL TANF CASH CASES &<br>RECIPIENTS |        |         |         | TOTAL ADULT MEDICAID |         |        |         | TOTAL ACA MEDICAID |           |        |           | TOTAL ADULT MED & ACA MED |           |         |           | TOTAL OF ADULT MEDICAID &<br>ACA MEDICAID WITH PWC (w/o Retro |           |           |           |                     |                     |                   |                              |
|           | (NOT MEDICAID ELIGIBLE)               |        |         |         |                      |         |        |         |                    |           |        |           |                           |           |         |           | <u>(R&amp;S USE ONLY)</u>                                     |           |           |           |                     |                     |                   |                              |
|           | CASE                                  | ADULT  | CHILD   | RECIP   | CASE                 | ADULT   | CHILD  | RECIP   | CASE               | ADULT     | CHILD  | RECIP     | CASE                      | ADULT     | CHILD   | RECIP     | CASE  | ADULT     | CHILD     | RECIP     |                     |                     |                   |                              |
| Jul 19    | 8,378                                 | 5,162  | 15,775  | 20,937  | 47,961               | 51,364  | 5,406  | 56,770  | 201,926            | 211,189   | 12,199 | 223,388   | 249,887                   | 262,553   | 17,605  | 280,158   | 375,711   | 281,984   | 249,600   | 531,584   | 2.50                | 1.18                | 1.11              | 1.12                         |
| Aug       | 8,202                                 | 5,064  | 15,471  | 20,535  | 47,938               | 51,233  | 5,399  | 56,632  | 201,811            | 210,991   | 12,180 | 223,171   | 249,749                   | 262,224   | 17,579  | 279,803   | 375,684   | 281,910   | 249,553   | 531,463   | 2.50                | 1.18                | 1.11              | 1.12                         |
| Sep       | 8,238                                 | 5,148  | 15,555  | 20,703  | 47,875               | 51,118  | 5,464  | 56,582  | 201,715            | 210,885   | 12,076 | 222,961   | 249,590                   | 262,003   | 17,540  | 279,543   | 375,231   | 281,713   | 249,106   | 530,819   | 2.51                | 1.18                | 1.11              | 1.12                         |
| Oct       | 8,510                                 | 5,379  | 16,100  | 21,479  | 47,648               | 50,830  | 5,488  | 56,318  | 202,184            | 211,217   | 12,106 | 223,323   | 249,832                   | 262,047   | 17,594  | 279,641   | 375,132   | 281,704   | 248,325   | 530,029   | 2.52                | 1.18                | 1.10              | 1.12                         |
| Nov       | 8,107                                 | 5,062  | 15,289  | 20,351  | 47,010               | 50,093  | 5,383  | 55,476  | 200,957            | 209,841   | 12,190 | 222,031   | 247,967                   | 259,934   | 17,573  | 277,507   | 372,008   | 279,124   | 246,036   | 525,160   | 2.51                | 1.18                | 1.10              | 1.12                         |
| Dec       | 7,889                                 | 4,935  | 14,891  | 19,826  | 46,996               | 50,038  | 5,374  | 55,412  | 201,404            | 210,278   | 12,330 | 222,608   | 248,400                   | 260,316   | 17,704  | 278,020   | 372,190   | 279,390   | 245,814   | 525,204   | 2.51                | 1.18                | 1.11              | 1.12                         |
| Jan 20    | 8,224                                 | 5,198  | 15,405  | 20,603  | 46,952               | 49,977  | 5,456  | 55,433  | 201,842            | 210,549   | 12,597 | 223,146   | 248,794                   | 260,526   | 18,053  | 278,579   | 372,616   | 279,615   | 245,858   | 525,473   | 2.51                | 1.18                | 1.11              | 1.12                         |
| Feb       | 7,978                                 | 5,065  | 14,890  | 19,955  | 47,043               | 50,085  | 5,410  | 55,495  | 201,167            | 209,673   | 12,722 | 222,395   | 248,210                   | 259,758   | 18,132  | 277,890   | 371,577   | 278,753   | 244,891   | 523,644   | 2.50                | 1.18                | 1.11              | 1.12                         |
| Mar       |                                       |        |         |         |                      |         |        |         |                    |           |        |           |                           |           |         |           |   |           |           |           |                     |                     |                   |                              |
| Apr       |                                       |        |         |         |                      |         |        |         |                    |           |        |           |                           |           |         |           |   |           |           |           |                     |                     |                   |                              |
| May       |                                       |        |         |         |                      |         |        |         |                    |           |        |           |                           |           |         |           |   |           |           |           |                     |                     |                   |                              |
| Jun       |                                       |        |         |         |                      |         |        |         |                    |           |        |           |                           |           |         |           |   |           |           |           |                     |                     |                   |                              |
| SFY20 AVG | 65,526                                | 41,013 | 123,376 | 164,389 | 379,423              | 404,738 | 43,380 | 448,118 | 1,613,006          | 1,684,623 | 98,400 | 1,783,023 | 1,992,429                 | 2,089,361 | 141,780 | 2,231,141 | 2,990,149   | 2,244,193 | 1,979,183 | 4,223,376 |                     |                     |                   |                              |
| SFY20 AVG | 8,191                                 | 5,127  | 15,422  | 20,549  | 47,428               | 50,592  | 5,423  | 56,015  | 201,626            | 210,578   | 12,300 | 222,878   | 249,054                   | 261,170   | 17,723  | 278,893   | 373,769   | 280,524   | 247,398   | 527,922   | 2.51                | 1.18                | 1.11              | 1.12                         |

SOURCES: INDIVIDUAL PAGES FOR EACH TANF CASH AND MEDICAID ONLY AID CODE.

\*NOTE: CASH AID CODES HAVE A DUAL AID CODE FOR TANF MED.

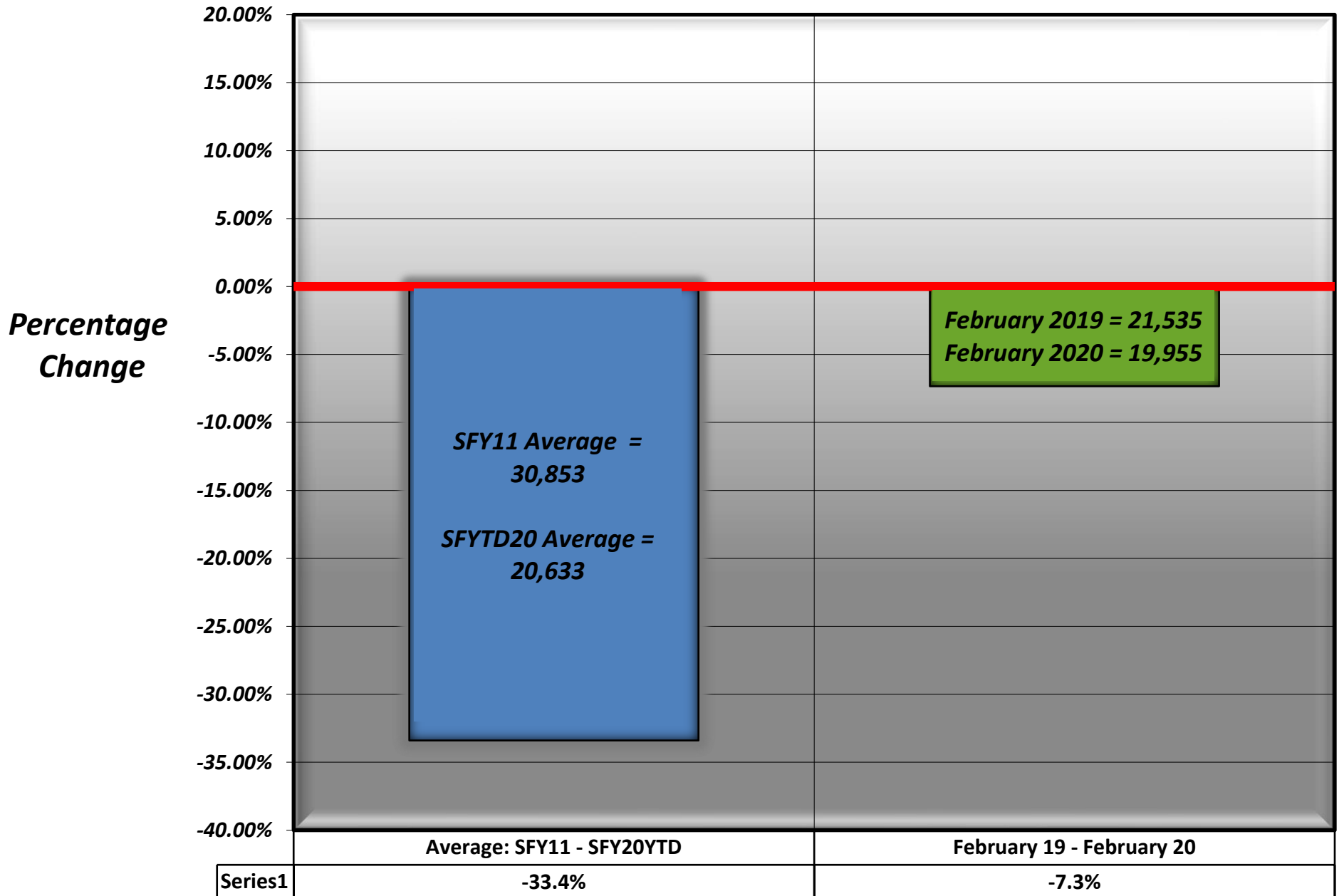
TANF MED RENAMED "ADULT MED" DUE TO CHANGES MADE BY THE AFFORDABLE HEALTH CARE ACT (ACA).

"Presumptive Eligibility" aid codes are a combination of Adult Med and ACA Med aid codes. See page 21b for breakout.

# NEVADA DIVISION OF WELFARE & SUPPORTIVE SERVICES

## TANF Recipients Percentage Change

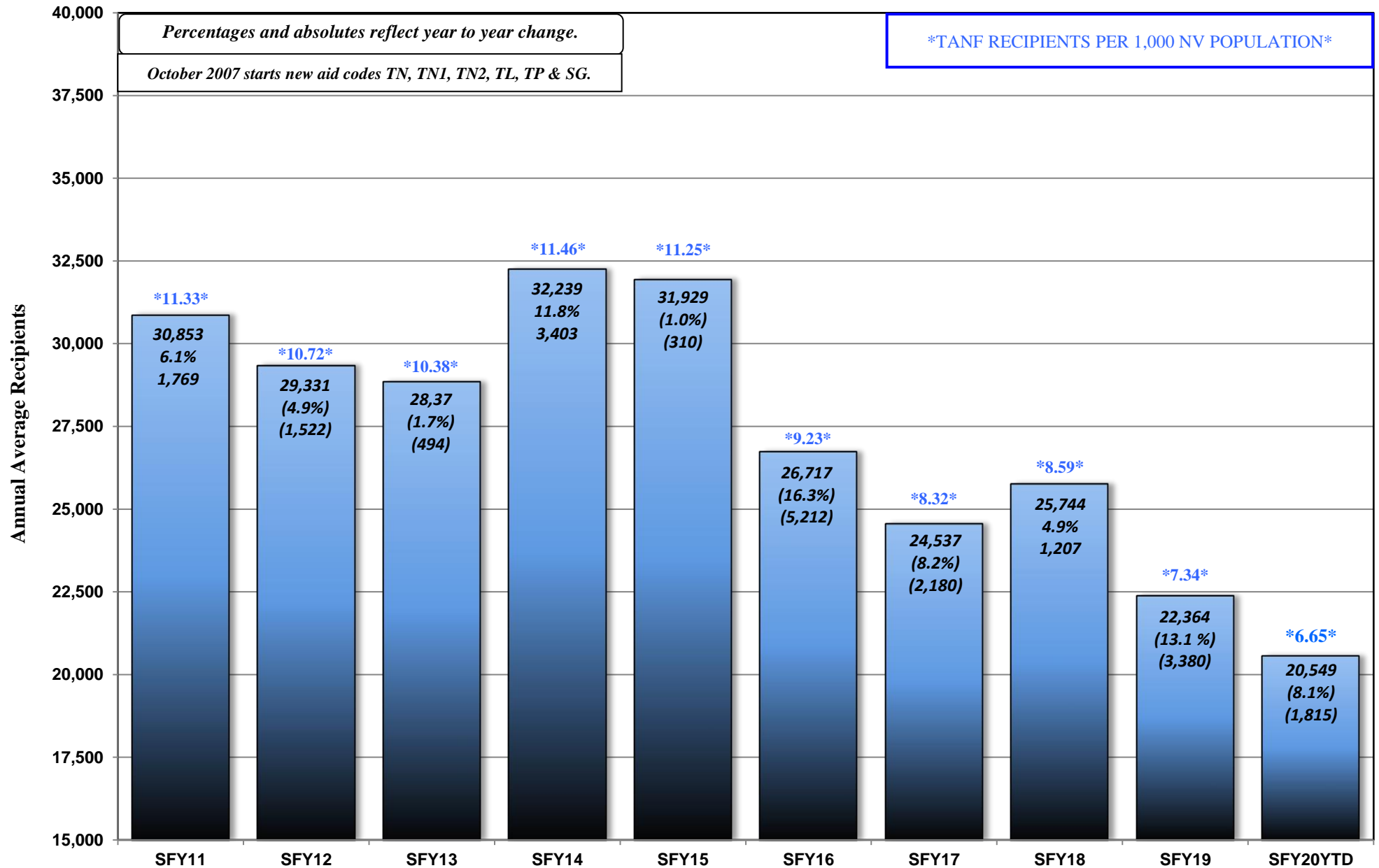
SFY11 Average - SFY20YTD Average & February 2019 - February 2020



# NEVADA DIVISION OF WELFARE & SUPPORTIVE SERVICES

## Average TANF Recipients: SFY11 - SFY20YTD

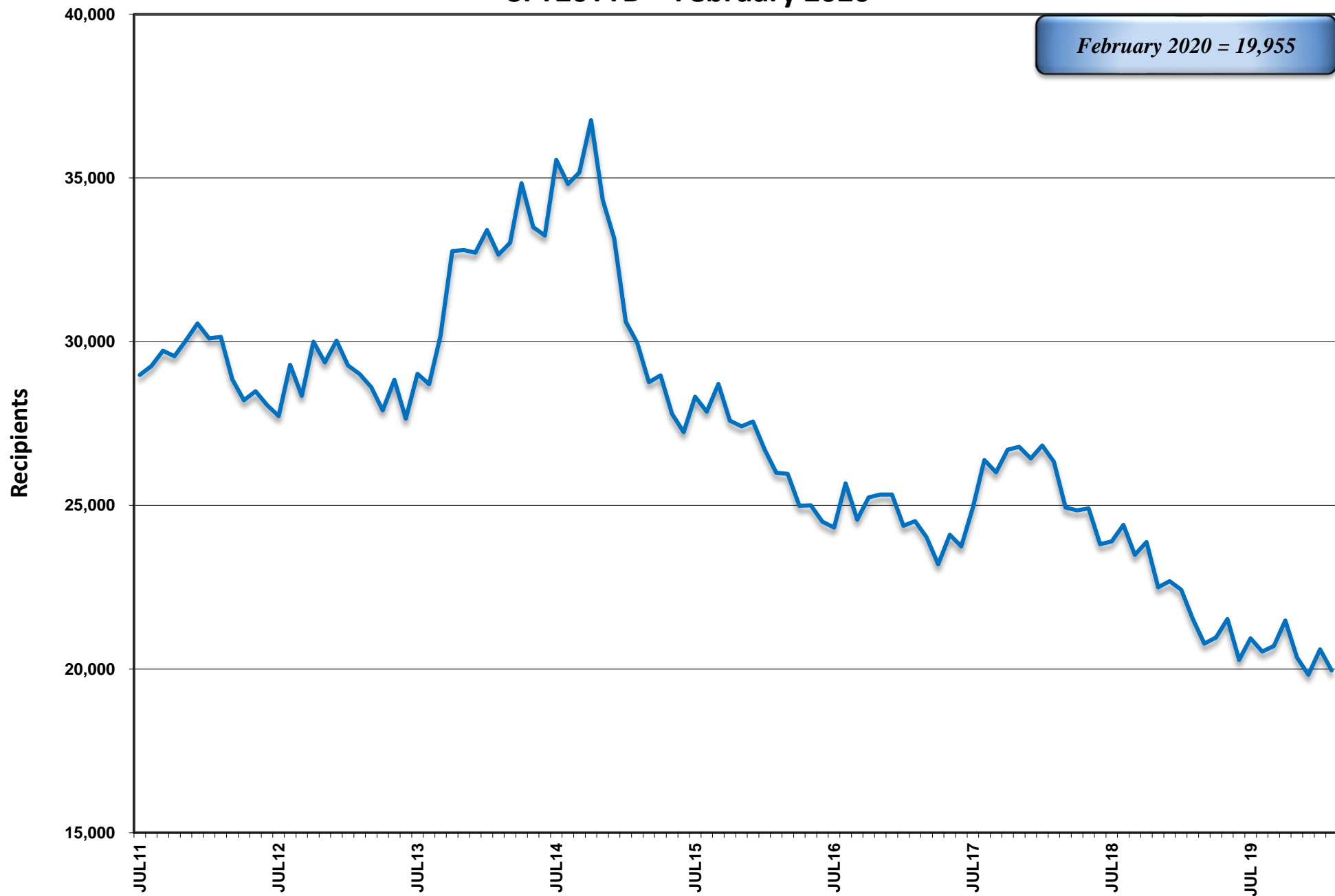
SFY20YTD = February 2020



# NEVADA DIVISION OF WELFARE & SUPPORTIVE SERVICES

TANF Recipients: SFY11 - SFY20YTD

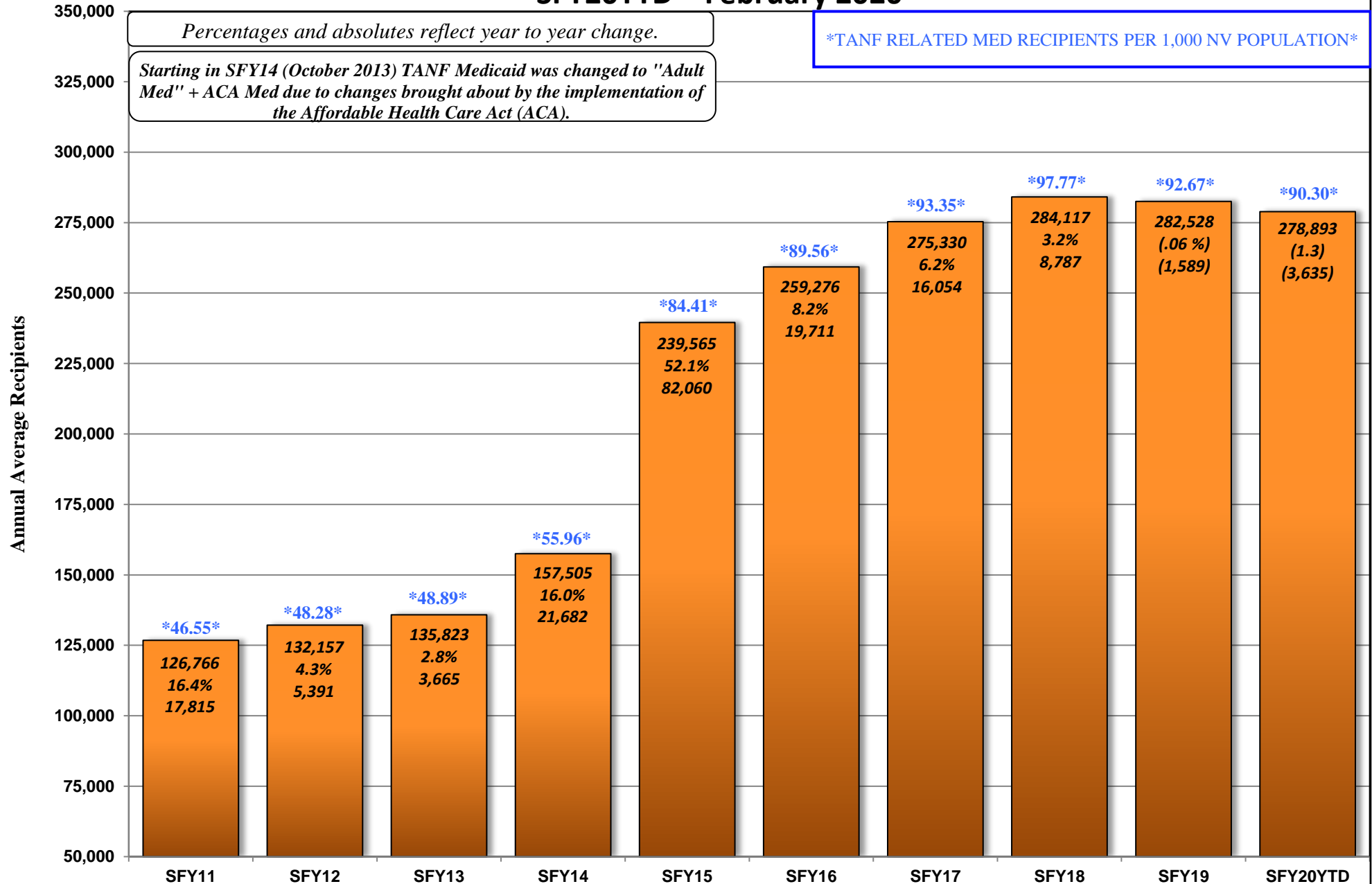
SFY20YTD = February 2020



# NEVADA DIVISION OF WELFARE & SUPPORTIVE SERVICES

## Average ADULT MED/ACA MED (Previously TANF MED): SFY11 - SFY20YTD

### SFY20YTD = February 2020



# PREGNANT WOMAN AND CHILDREN (PWC) CASELOAD HISTORY

**AID CODE: CH**

**STATE FISCAL YEAR 2020**

|                  | (1)            | (2)            | (3)              | (4)                 | (5)                       |
|------------------|----------------|----------------|------------------|---------------------|---------------------------|
| MONTH            | CASES          | ADULTS         | CHILDREN         | TOTAL<br>RECIPIENTS | AVERAGE<br>FAMILY<br>SIZE |
| Jul 19           | 125,824        | 19,431         | 231,995          | 251,426             | 2.00                      |
| Aug              | 125,935        | 19,686         | 231,974          | 251,660             | 2.00                      |
| Sep              | 125,641        | 19,710         | 231,566          | 251,276             | 2.00                      |
| Oct              | 125,300        | 19,657         | 230,731          | 250,388             | 2.00                      |
| Nov              | 124,041        | 19,190         | 228,463          | 247,653             | 2.00                      |
| Dec              | 123,790        | 19,074         | 228,110          | 247,184             | 2.00                      |
| Jan 20           | 123,822        | 19,089         | 227,805          | 246,894             | 1.99                      |
| Feb              | 123,367        | 18,995         | 226,759          | 245,754             | 1.99                      |
| Mar              |                |                |                  |                     |                           |
| Apr              |                |                |                  |                     |                           |
| May              |                |                |                  |                     |                           |
| Jun              |                |                |                  |                     |                           |
| <b>SFY20 TOT</b> | <b>997,720</b> | <b>154,832</b> | <b>1,837,403</b> | <b>1,992,235</b>    |                           |
| <b>SFY20 AVG</b> | <b>124,715</b> | <b>19,354</b>  | <b>229,675</b>   | <b>249,029</b>      | <b>2.00</b>               |

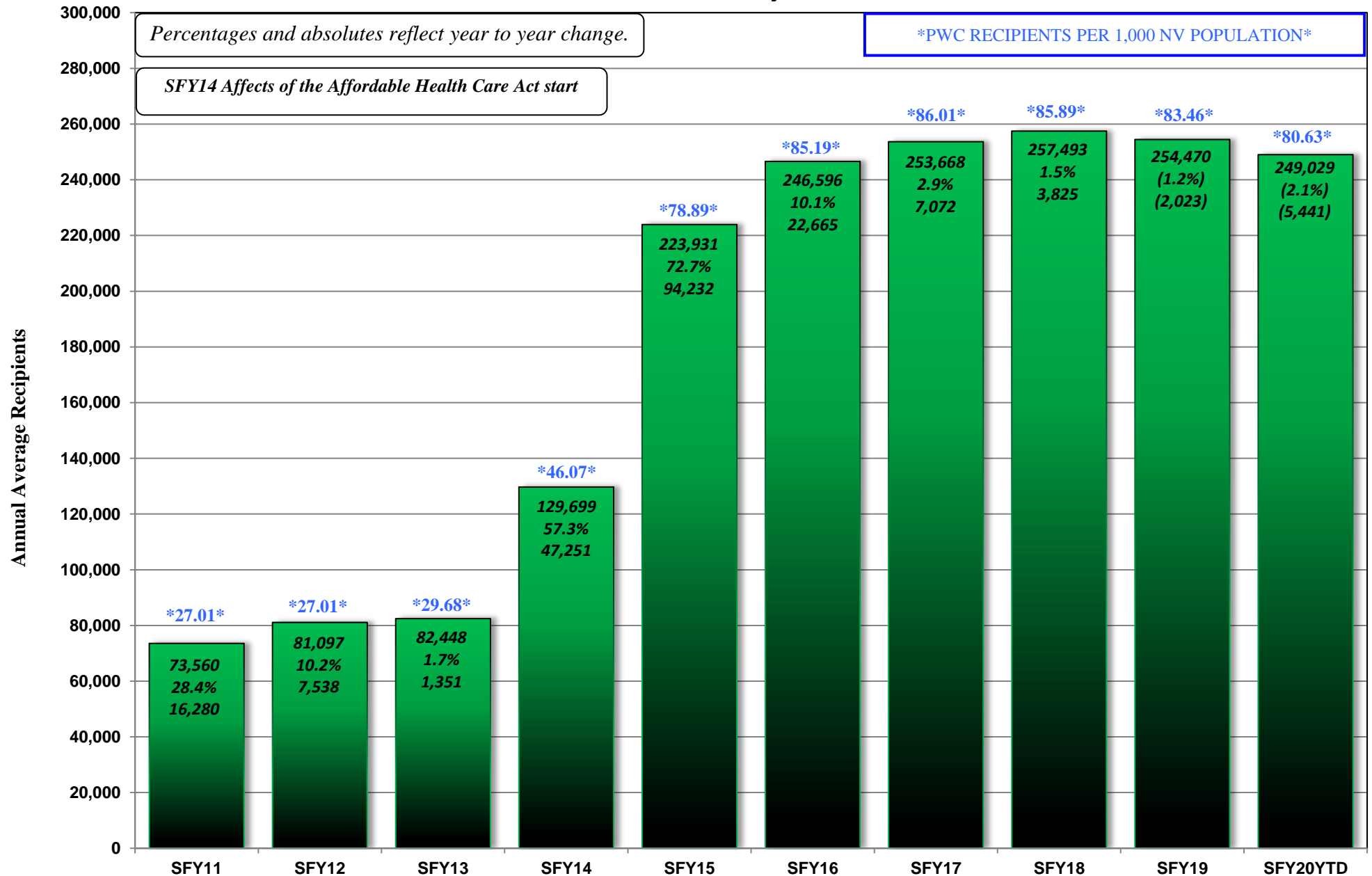
Note: Pregnant Women and Children (PWC) previously known as CHAP.

- Sources:
- (1) DWSS Secondary spreadsheet, Cases Tab - Aid Code CH Cases.
  - (2) DWSS Secondary spreadsheet, Adults Tab - Aid Code CH Adults.
  - (3) DWSS Secondary spreadsheet, Children Tab - Aid Code CH Children.
  - (4) Column (2) + Column (3).
  - (5) Column 4/Column 1.

# NEVADA DIVISION OF WELFARE & SUPPORTIVE SERVICES

## Average PWC Recipients: SFY11 - SFY20YTD

SFY20YTD = February 2020



**AGED CASELOAD HISTORY**  
**AID CODES: EM1, SI1, WB1, SS1, IN1, AD1, PK1, PR1, SU1, GC1, WS1, WW1**  
**STATE FISCAL YEAR 2020**

|                  | (1)              | (2)           | (3)               | (4)           | (5)                        | (6)*                  |
|------------------|------------------|---------------|-------------------|---------------|----------------------------|-----------------------|
| Month            | Tot XIX<br>Cases | Inst<br>Cases | Non-Inst<br>Cases | AGCF<br>Cases | Total<br>Non-Inst<br>Cases | DWSS<br>HCBW<br>Cases |
| Jul 19           | 14,030           | 1,345         | 12,668            | 17            | 12,685                     | 2,617                 |
| Aug              | 14,075           | 1,346         | 12,712            | 17            | 12,729                     | 2,614                 |
| Sep              | 14,169           | 1,338         | 12,815            | 16            | 12,831                     | 2,608                 |
| Oct              | 14,366           | 1,368         | 12,982            | 16            | 12,998                     | 2,593                 |
| Nov              | 14,441           | 1,366         | 13,060            | 15            | 13,075                     | 2,565                 |
| Dec              | 14,517           | 1,363         | 13,140            | 14            | 13,154                     | 2,581                 |
| Jan 20           | 14,552           | 1,358         | 13,181            | 13            | 13,194                     | 2,567                 |
| Feb              | 14,583           | 1,380         | 13,190            | 13            | 13,203                     | 2,563                 |
| Mar              |                  |               |                   |               |                            |                       |
| Apr              |                  |               |                   |               |                            |                       |
| May              |                  |               |                   |               |                            |                       |
| Jun              |                  |               |                   |               |                            |                       |
| <b>SFY20 TOT</b> | <b>114,733</b>   | <b>10,864</b> | <b>103,748</b>    | <b>121</b>    | <b>103,869</b>             | <b>20,708</b>         |
| <b>SFY20 AVG</b> | <b>14,342</b>    | <b>1,358</b>  | <b>12,969</b>     | <b>15</b>     | <b>12,984</b>              | <b>2,589</b>          |

Sources:

(1) DWSS Secondary spreadsheet, Cases tab: Total Cases for Aid codes EM1, SI1, WB1, SS1, IN1, AD1, PK1, SU1, GC1, WS1.

-Total of Columns 2, 3 & 4.

(2) DWSS Secondary spreadsheet, Cases tab: Aid Codes SI1, SS1, WB1

(3) DWSS Secondary spreadsheet, Cases tab: Total Cases for Aid codes AD1, EM1, IN1, PK1, PR1, SU1, WS1.

(4) DWSS Secondary spreadsheet, Cases tab: Total Cases for Aid codes GC1.

(5) Total of Columns 3 & 4.

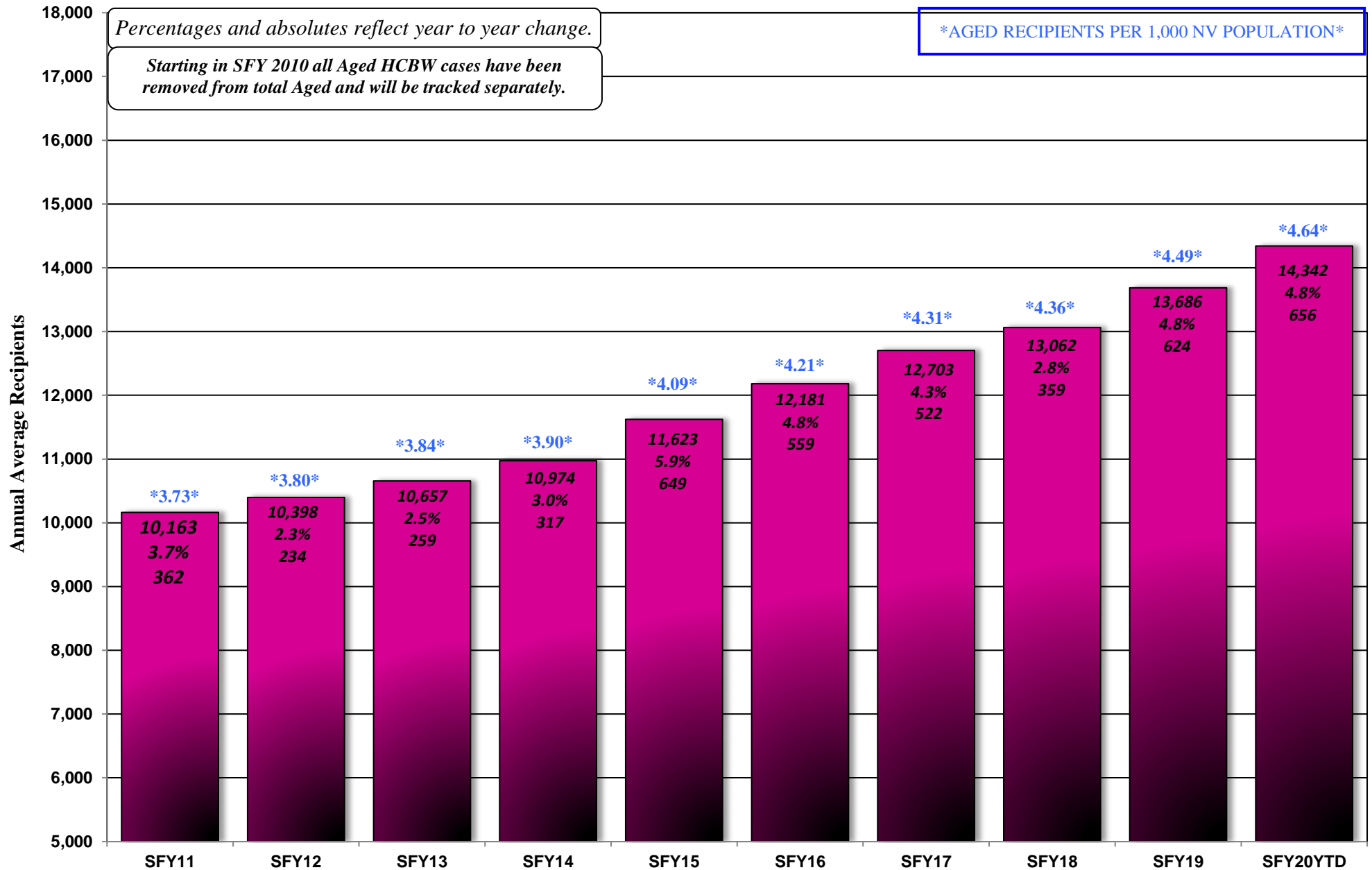
(6) DWSS Secondary spreadsheet, Cases tab: Aid codes AL1, HC1, HD1, HG1, HR1.

\*Note: HCBW cases are included for information purposes only and are NOT included in Total XIX Cases

# NEVADA DIVISION OF WELFARE & SUPPORTIVE SERVICES

## Average Aged Recipients: SFY11 - SFY20YTD

SFY20YTD = February 2020



## BLIND CASELOAD HISTORY

**AID CODES: EM3, SI3, WB3, SS3, IN3, AD3, KB3, PK3, SU3, GC3, WW3, WS3**

**STATE FISCAL YEAR 2020**

|                  | (1)                | (2)           | (3)               | (4)           | (5)                        | (6)*                  |
|------------------|--------------------|---------------|-------------------|---------------|----------------------------|-----------------------|
| Month            | Total XIX<br>Cases | Inst<br>Cases | Non-Inst<br>Cases | AGCF<br>Cases | Total<br>Non-Inst<br>Cases | DWSS<br>HCBW<br>Cases |
| Jul 19           | 347                | 10            | 337               | 0             | 337                        | 43                    |
| Aug              | 339                | 10            | 329               | 0             | 329                        | 46                    |
| Sep              | 348                | 10            | 338               | 0             | 338                        | 48                    |
| Oct              | 355                | 10            | 345               | 0             | 345                        | 51                    |
| Nov              | 351                | 11            | 340               | 0             | 340                        | 53                    |
| Dec              | 352                | 10            | 342               | 0             | 342                        | 54                    |
| Jan 20           | 351                | 11            | 340               | 0             | 340                        | 54                    |
| Feb              | 350                | 10            | 340               | 0             | 340                        | 56                    |
| Mar              |                    |               |                   |               |                            |                       |
| Apr              |                    |               |                   |               |                            |                       |
| May              |                    |               |                   |               |                            |                       |
| Jun              |                    |               |                   |               |                            |                       |
| <b>SFY20 TOT</b> | <b>2,793</b>       | <b>82</b>     | <b>2,711</b>      | <b>0</b>      | <b>2,711</b>               | <b>405</b>            |
| <b>SFY20 AVG</b> | <b>349</b>         | <b>10</b>     | <b>339</b>        | <b>0</b>      | <b>339</b>                 | <b>51</b>             |

Sources:

(1) DWSS Secondary spreadsheet, Cases tab: Total Cases for Aid Codes EM3, SI3, WB3, SS3, IN3, AD3, KB3, PK3, SU3, GC3.

-Total of columns 2, 3 & 4.

(2) DWSS Secondary spreadsheet, Cases tab: Total Cases for Aid Codes SI3, SS3, WB3

(3) DWSS Secondary spreadsheet, Cases tab: Total Cases for Aid codes AD3, EM3, IN3, KB3, PK3, SU3, WS3, WW3.

(4) DWSS Secondary spreadsheet, Cases tab: Total Cases for Aid codes GC3.

(5) Total of Columns 3 & 4.

(6) DWSS Secondary spreadsheet, Cases tab: Total Cases for Aid codes HD3, HG3, HR3.

**\*Note:** HCBW cases are included for information purposes only and are NOT included in Total XIX Cases

## DISABLED CASELOAD HISTORY

**AID CODES: EM9, QD9, SI9, WB9, SS9, IN9, AD9, KB9, PR9, PK9, SU9, WS9, WW9**

**STATE FISCAL YEAR 2020**

|                  | (1)                | (2)           | (3)               | (4)           | (5)                        | (6)*                  |
|------------------|--------------------|---------------|-------------------|---------------|----------------------------|-----------------------|
| Month            | Total XIX<br>Cases | Inst<br>Cases | Non-Inst<br>Cases | AGCF<br>Cases | Total<br>Non-Inst<br>Cases | DWSS<br>HCBW<br>Cases |
| Jul 19           | 41,509             | 806           | 40,694            | 9             | 40,703                     | 2,903                 |
| Aug              | 41,420             | 800           | 40,612            | 8             | 40,620                     | 2,917                 |
| Sep              | 41,510             | 804           | 40,698            | 8             | 40,706                     | 2,957                 |
| Oct              | 41,544             | 810           | 40,727            | 7             | 40,734                     | 2,968                 |
| Nov              | 41,501             | 815           | 40,678            | 8             | 40,686                     | 2,980                 |
| Dec              | 41,529             | 831           | 40,692            | 6             | 40,698                     | 2,989                 |
| Jan 20           | 41,358             | 847           | 40,505            | 6             | 40,511                     | 3,025                 |
| Feb              | 41,314             | 871           | 40,437            | 6             | 40,443                     | 3,043                 |
| Mar              |                    |               |                   |               |                            |                       |
| Apr              |                    |               |                   |               |                            |                       |
| May              |                    |               |                   |               |                            |                       |
| Jun              |                    |               |                   |               |                            |                       |
| <b>SFY20 TOT</b> | <b>331,685</b>     | <b>6,584</b>  | <b>325,043</b>    | <b>58</b>     | <b>325,101</b>             | <b>23,782</b>         |
| <b>SFY20 AVG</b> | <b>41,461</b>      | <b>823</b>    | <b>40,630</b>     | <b>7</b>      | <b>40,638</b>              | <b>2,973</b>          |

Sources:

(1) DWSS Secondary spreadsheet, Cases tab: Total Cases for Aid Codes EM9, QD9, SI9, WB9, SS9, IN9, AD9, KB9, PK9, PR9, SU9, WS9, WW9

-(includes OBRAS). Total of columns 2, 3 & 4

(2) DWSS Secondary spreadsheet, Cases tab: Total Cases for Aid Codes SI9, SS9, WB9

(3) DWSS Secondary spreadsheet, Cases tab: Total Cases for Aid codes AD9, EM9, IN9, KB9, PK9, PR9, QD9, SU9, WS9, WW9.

(4) DWSS Secondary spreadsheet, Cases tab: Total Cases for Aid codes GC9.

(5) Total of Columns 3 & 4.

(6) DWSS Secondary spreadsheet, Cases tab: Total Cases for Aid codes HD9, HR9.

**\*Note:** HCBW cases are included for information purposes only and are NOT included in Total XIX Cases

# NEVADA DIVISION OF WELFARE & SUPPORTIVE SERVICES

## Average Blind/Disabled Recipients: SFY11 - SFY20YTD

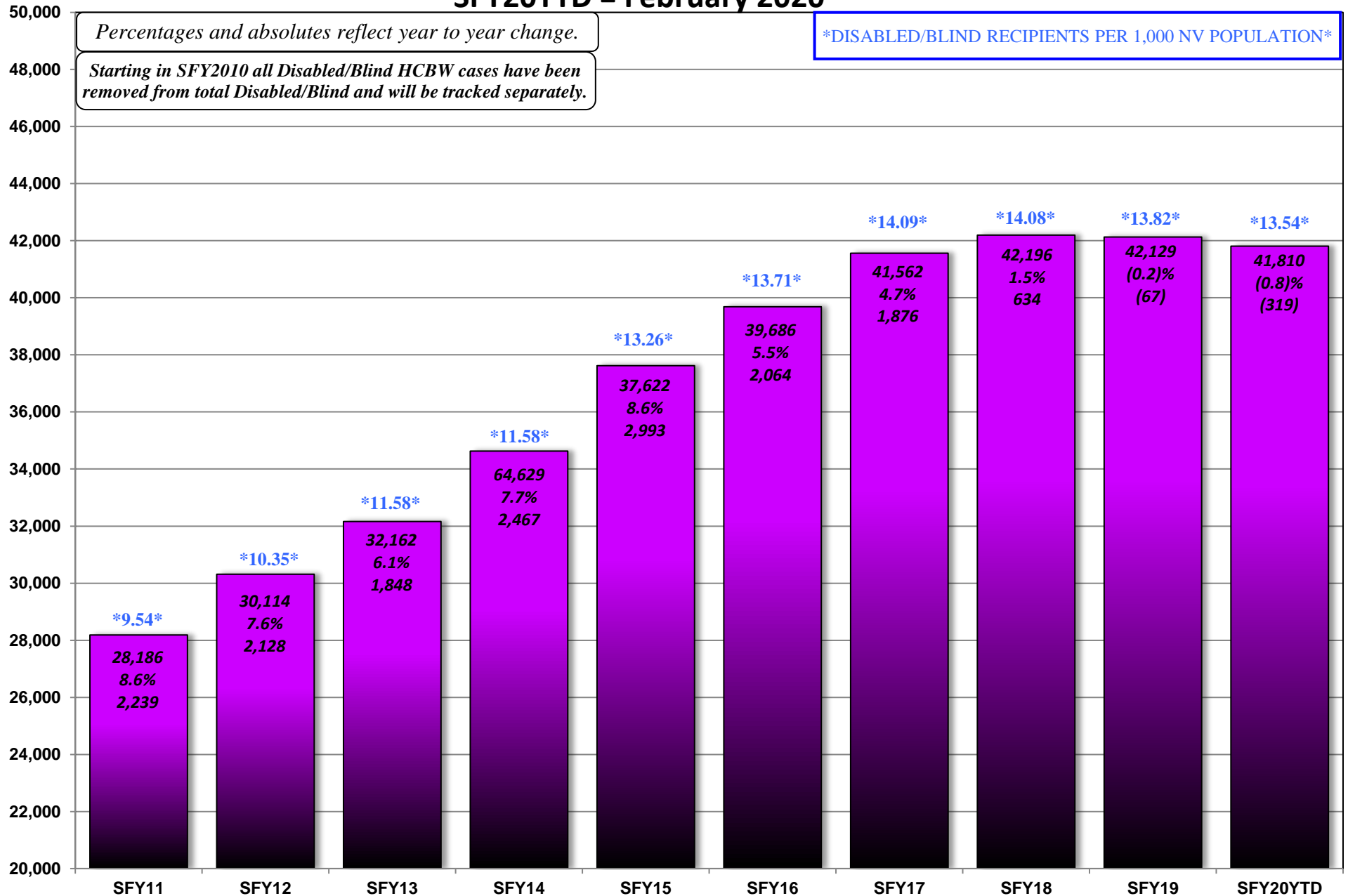
SFY20YTD = February 2020

Percentages and absolutes reflect year to year change.

Starting in SFY2010 all Disabled/Blind HCBW cases have been removed from total Disabled/Blind and will be tracked separately.

\*DISABLED/BLIND RECIPIENTS PER 1,000 NV POPULATION\*

Annual Average Recipients



**MAABD CASELOAD HISTORY**  
**INCLUDES ALL AGED, BLIND, DISABLED AID CODES**  
**STATE FISCAL YEAR 2020**

|           | (1)                | (2)           | (3)               | (4)           | (5)                        | (6)*                  |
|-----------|--------------------|---------------|-------------------|---------------|----------------------------|-----------------------|
| Month     | Total XIX<br>Cases | Inst<br>Cases | Non-Inst<br>Cases | AGCF<br>Cases | Total<br>Non-Inst<br>Cases | DWSS<br>HCBW<br>Cases |
| Jul 19    | 55,886             | 2,161         | 53,699            | 26            | 53,725                     | 5,563                 |
| Aug       | 55,834             | 2,156         | 53,653            | 25            | 53,678                     | 5,577                 |
| Sep       | 56,027             | 2,152         | 53,851            | 24            | 53,875                     | 5,613                 |
| Oct       | 56,265             | 2,188         | 54,054            | 23            | 54,077                     | 5,612                 |
| Nov       | 56,293             | 2,192         | 54,078            | 23            | 54,101                     | 5,598                 |
| Dec       | 56,398             | 2,204         | 54,174            | 20            | 54,194                     | 5,624                 |
| Jan 20    | 56,261             | 2,216         | 54,026            | 19            | 54,045                     | 5,646                 |
| Feb       | 56,247             | 2,261         | 53,967            | 19            | 53,986                     | 5,662                 |
| Mar       |                    |               |                   |               |                            |                       |
| Apr       |                    |               |                   |               |                            |                       |
| May       |                    |               |                   |               |                            |                       |
| Jun       |                    |               |                   |               |                            |                       |
| SFY20 TOT | 449,211            | 17,530        | 431,502           | 179           | 431,681                    | 44,895                |
| SFY20 AVG | 56,151             | 2,191         | 53,938            | 22            | 53,960                     | 5,612                 |

Sources: Sum of Aged, Blind & Disabled Reports

\*Note: HCBW cases are included for information purposes only and are NOT included in Total XIX Cases.

# HOME & COMMUNITY BASED WAIVER (HCBW) CASELOAD HISTORY

AID CODES: HD1, HD3, HD9, HC1, HG1, HG3, AL1, HR1, HR3, HR9

STATE FISCAL YEAR 2020

|           | DWSS<br>WIN   | DHCFP<br>WIN | DWSS<br>HCBW - FE<br>(Formerly CHIP) | DHCFP<br>HCBW - FE<br>(Formerly CHIP) | DWSS<br>IID<br>(Formerly MR/RC) | DHCFP<br>IID<br>(Formerly<br>MR/RC) | DWSS          | DHCFP         |
|-----------|---------------|--------------|--------------------------------------|---------------------------------------|---------------------------------|-------------------------------------|---------------|---------------|
|           | HD1, HD3, HD9 |              | AL1, HC1, HG1, HG3                   |                                       | HR1, HR3, HR9                   |                                     | HCBW<br>TOTAL | HCBW<br>TOTAL |
| Month     | Cases         | Cases        | Cases                                | Cases                                 | Cases                           | Cases                               | Cases         | Cases         |
| Jul 19    | 859           | 854          | 2,366                                | 2,279                                 | 2,338                           | 2,330                               | 5,563         | 5,463         |
| Aug       | 864           | 869          | 2,360                                | 2,295                                 | 2,353                           | 2,346                               | 5,577         | 5,510         |
| Sep       | 881           | 876          | 2,353                                | 2,286                                 | 2,379                           | 2,346                               | 5,613         | 5,508         |
| Oct       | 888           | 879          | 2,334                                | 2,249                                 | 2,390                           | 2,363                               | 5,612         | 5,491         |
| Nov       | 891           | 885          | 2,303                                | 2,248                                 | 2,404                           | 2,384                               | 5,598         | 5,517         |
| Dec       | 898           | 890          | 2,319                                | 2,237                                 | 2,407                           | 2,386                               | 5,624         | 5,513         |
| Jan 20    | 913           | 893          | 2,304                                | 2,218                                 | 2,429                           | 2,422                               | 5,646         | 5,533         |
| Feb       | 927           | 902          | 2,300                                | 2,254                                 | 2,435                           | 2,381                               | 5,662         | 5,537         |
| Mar       |               | 0            |                                      | 0                                     |                                 | 0                                   |               | 0             |
| Apr       |               | 0            |                                      | 0                                     |                                 | 0                                   |               | 0             |
| May       |               | 0            |                                      | 0                                     |                                 | 0                                   |               | 0             |
| Jun       |               | 0            |                                      | 0                                     |                                 | 0                                   |               | 0             |
| SFY20 TOT | 7,121         | 7,048        | 18,639                               | 18,066                                | 19,135                          | 18,958                              | 44,895        | 44,072        |
| SFY20 AVG | 890           | 881          | 2,330                                | 2,258                                 | 2,392                           | 2,370                               | 5,612         | 5,509         |

NOTE: DHCFP HCBW CASES ARE PROVIDED BY DHCFP AND MAY HAVE UP TO A 2 TO 3 MONTH LAG.

NOTE: EFFECTIVE AUGUST 2014, THE AL WAIVER IS COMBINED WITH THE CHIP WAIVER

NOTE: EFFECTIVE MAY 2016 CHIP WAIVER WAS RENAMED TO HCBW-FE (HOME AND COMMUNITY BASED WAIVER FOR THE FRAIL ELDERLY)

NOTE: DWSS HCBW CASES ARE FROM AFR56A MONTHLY AID CODE REPORT FOR THE CURRENT MONTH.

DWSS SOURCE: AFR56A, Total Cases for Aid Codes HD1, HD3, HD9, HC1, HG1, HG3, AL1, HR1, HR3, HR9.

DHCFP SOURCE: Monthly HCBW report from DHCFP.

WIN = Persons with Physical Disabilities

HCBW-FE (Formerly CHIP) = Home and Community Based Waiver for the Frail Elderly

IID (Formerly MR/RC) = Individuals with Intellectual Disabilities

# QUALIFIED MEDICARE BENEFICIARY (QMB) CASELOAD HISTORY

AID CODES: QM1, QM3 & QM9

STATE FISCAL YEAR 2020

| <b>Month</b>     | <b>Aged<br/>Cases (QM1)</b> | <b>Blind<br/>Cases (QM3)</b> | <b>Disabled<br/>Cases (QM9)</b> | <b>MAABD<br/>Cases</b> |
|------------------|-----------------------------|------------------------------|---------------------------------|------------------------|
| <b>Jul 19</b>    | <b>15,152</b>               | <b>48</b>                    | <b>10,742</b>                   | <b>25,942</b>          |
| <b>Aug</b>       | <b>15,122</b>               | <b>52</b>                    | <b>10,683</b>                   | <b>25,857</b>          |
| <b>Sep</b>       | <b>15,338</b>               | <b>50</b>                    | <b>10,591</b>                   | <b>25,979</b>          |
| <b>Oct</b>       | <b>15,423</b>               | <b>46</b>                    | <b>10,474</b>                   | <b>25,943</b>          |
| <b>Nov</b>       | <b>15,698</b>               | <b>42</b>                    | <b>10,414</b>                   | <b>26,154</b>          |
| <b>Dec</b>       | <b>15,746</b>               | <b>41</b>                    | <b>10,318</b>                   | <b>26,105</b>          |
| <b>Jan 20</b>    | <b>15,890</b>               | <b>43</b>                    | <b>10,274</b>                   | <b>26,207</b>          |
| <b>Feb</b>       | <b>16,123</b>               | <b>46</b>                    | <b>10,306</b>                   | <b>26,475</b>          |
| Mar              |                             |                              |                                 |                        |
| Apr              |                             |                              |                                 |                        |
| May              |                             |                              |                                 |                        |
| Jun              |                             |                              |                                 |                        |
| <b>SFY20 TOT</b> | <b>124,492</b>              | <b>368</b>                   | <b>83,802</b>                   | <b>208,662</b>         |
| <b>SFY20 AVG</b> | <b>15,562</b>               | <b>46</b>                    | <b>10,475</b>                   | <b>26,083</b>          |

SOURCES: DWSS Secondary spreadsheet, Cases tab - Total Cases for Aid Codes QM1, QM3, QM9.

NOTES: 1. QMB income level is 100% of poverty.

**SPECIAL LOW-INCOME MEDICARE BENEFICIARY (SLMB) CASELOAD HISTORY**

**AID CODES: QI1, QI3, QI9, SL1, SL3, SL9**

**STATE FISCAL YEAR 2020**

|                  | <b>QI1</b>    | <b>QI3</b>   | <b>QI9</b>      | <b>QI</b>     | <b>SLMB</b>       | <b>SLMB</b>        | <b>SLMB</b>           | <b>SLMB</b>   |
|------------------|---------------|--------------|-----------------|---------------|-------------------|--------------------|-----------------------|---------------|
|                  | <b>Aged</b>   | <b>Blind</b> | <b>Disabled</b> | <b>MAABD</b>  | <b>Aged (SL1)</b> | <b>Blind (SL3)</b> | <b>Disabled (SL9)</b> | <b>MAABD</b>  |
| <b>Month</b>     | <b>Cases</b>  | <b>Cases</b> | <b>Cases</b>    | <b>Cases</b>  | <b>Cases</b>      | <b>Cases</b>       | <b>Cases</b>          | <b>Cases</b>  |
| <b>Jul 19</b>    | 3,665         | 12           | 2,746           | 6,423         | 6,018             | 27                 | 5,133                 | 11,178        |
| <b>Aug</b>       | 3,681         | 14           | 2,703           | 6,398         | 6,045             | 27                 | 5,116                 | 11,188        |
| <b>Sep</b>       | 3,676         | 14           | 2,688           | 6,378         | 6,102             | 27                 | 5,114                 | 11,243        |
| <b>Oct</b>       | 3,685         | 14           | 2,680           | 6,379         | 6,174             | 29                 | 5,099                 | 11,302        |
| <b>Nov</b>       | 3,732         | 15           | 2,664           | 6,411         | 6,229             | 30                 | 5,066                 | 11,325        |
| <b>Dec</b>       | 3,790         | 15           | 2,657           | 6,462         | 6,319             | 32                 | 5,036                 | 11,387        |
| <b>Jan 20</b>    | 3,832         | 14           | 2,682           | 6,528         | 6,409             | 32                 | 5,047                 | 11,488        |
| <b>Feb</b>       | 3,852         | 13           | 2,695           | 6,560         | 6,489             | 32                 | 5,063                 | 11,584        |
| Mar              |               |              |                 |               |                   |                    |                       |               |
| Apr              |               |              |                 |               |                   |                    |                       |               |
| May              |               |              |                 |               |                   |                    |                       |               |
| Jun              |               |              |                 |               |                   |                    |                       |               |
| <b>SFY20 TOT</b> | <b>29,913</b> | <b>111</b>   | <b>21,515</b>   | <b>51,539</b> | <b>49,785</b>     | <b>236</b>         | <b>40,674</b>         | <b>90,695</b> |
| <b>SFY20 AVG</b> | <b>3,739</b>  | <b>14</b>    | <b>2,689</b>    | <b>6,442</b>  | <b>6,223</b>      | <b>30</b>          | <b>5,084</b>          | <b>11,337</b> |

|                  | <b>SLMB/QI</b> | <b>SLMB/QI</b> | <b>SLMB/QI</b>  | <b>SLMB/QI</b> |
|------------------|----------------|----------------|-----------------|----------------|
|                  | <b>Aged</b>    | <b>Blind</b>   | <b>Disabled</b> | <b>MAABD</b>   |
| <b>Month</b>     | <b>Cases</b>   | <b>Cases</b>   | <b>Cases</b>    | <b>Cases</b>   |
| <b>Jul 19</b>    | 9,683          | 39             | 7,879           | 17,601         |
| <b>Aug</b>       | 9,726          | 41             | 7,819           | 17,586         |
| <b>Sep</b>       | 9,778          | 41             | 7,802           | 17,621         |
| <b>Oct</b>       | 9,859          | 43             | 7,779           | 17,681         |
| <b>Nov</b>       | 9,961          | 45             | 7,730           | 17,736         |
| <b>Dec</b>       | 10,109         | 47             | 7,693           | 17,849         |
| <b>Jan 20</b>    | 10,241         | 46             | 7,729           | 18,016         |
| <b>Feb</b>       | 10,341         | 45             | 7,758           | 18,144         |
| Mar              |                |                |                 |                |
| Apr              |                |                |                 |                |
| May              |                |                |                 |                |
| Jun              |                |                |                 |                |
| <b>SFY20 TOT</b> | <b>79,698</b>  | <b>347</b>     | <b>62,189</b>   | <b>142,234</b> |
| <b>SFY20 AVG</b> | <b>9,962</b>   | <b>43</b>      | <b>7,774</b>    | <b>17,779</b>  |

QI Source: DWSS Secondary spreadsheet, Cases tab - Total cases for Aid Codes QI1, QI3, QI9

NOTE: QI income level is 120% - 135% of poverty. Part B Premium only.

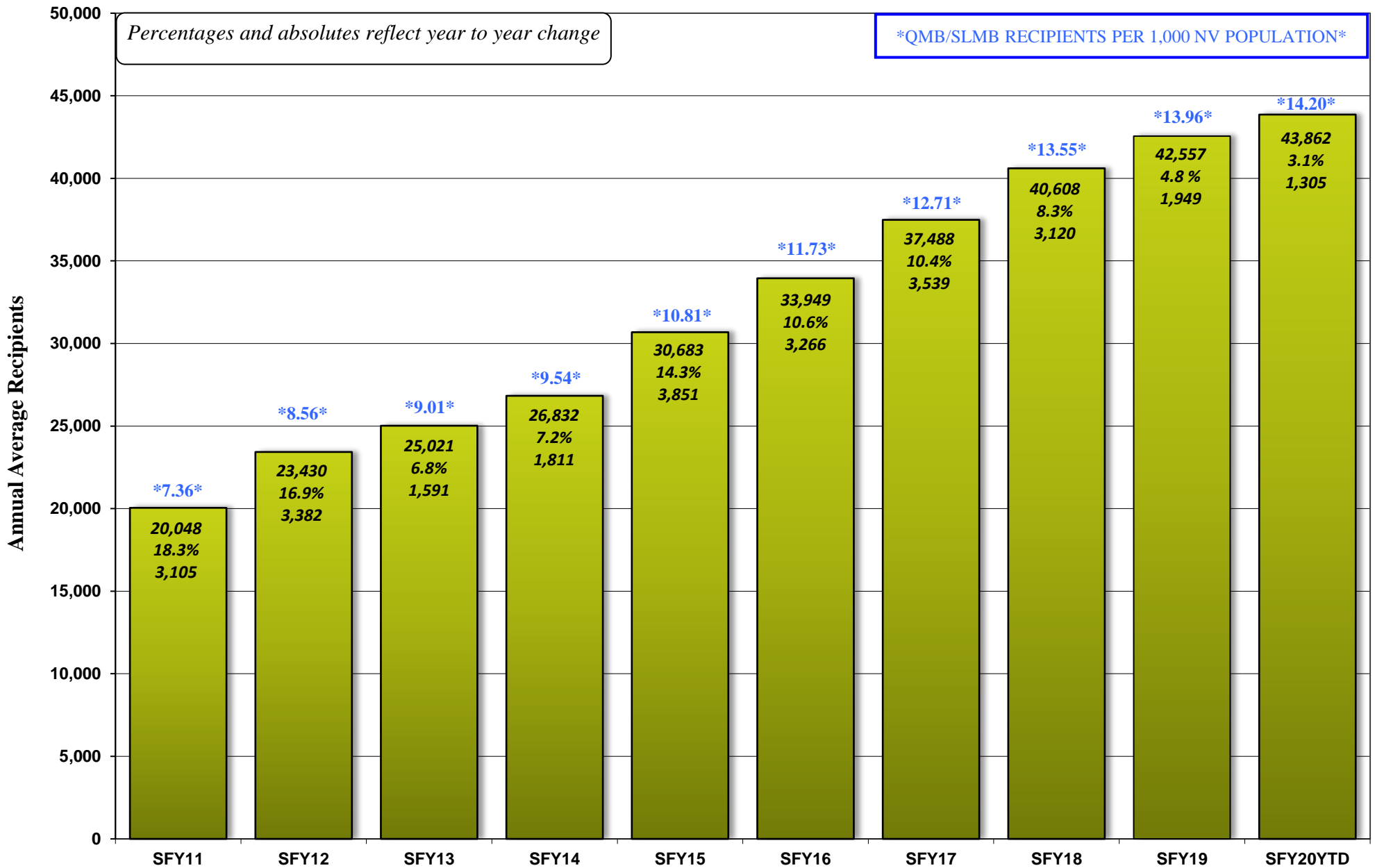
SLMB Source: DWSS Secondary spreadsheet, Cases Tab - Total Cases for Aid Codes SL1, SL3, SL9  
(OBRA counted in Disabled)

NOTE: SLMB income level is 100% - 120% of poverty. Part B  
Premium only.

# NEVADA DIVISION OF WELFARE & SUPPORTIVE SERVICES

## Average QMB & SLMB Recipients: SFY11 - SFY20YTD

SFY20YTD = February 2020



# HEALTH INSURANCE WORK ADVANCEMENT PROGRAM (HIWA) CASELOAD HISTORY

**AID CODE: WY9**

**STATE FISCAL YEAR 2020**

|           | HIWA (WY9) |
|-----------|------------|
| Month     | Cases      |
| Jul 19    | 4          |
| Aug       | 4          |
| Sep       | 4          |
| Oct       | 4          |
| Nov       | 4          |
| Dec       | 3          |
| Jan 20    | 3          |
| Feb       | 3          |
| Mar       |            |
| Apr       |            |
| May       |            |
| Jun       |            |
| SFY20 TOT | 29         |
| SFY20 AVG | 4          |

SOURCES: DWSS Secondary spreadsheet, Cases tab - Total Cases for Aid Code WY9.

# COUNTY MATCH CASELOAD HISTORY

**AID CODES: CM1, CM3 & CM9**

**STATE FISCAL YEAR 2020**

| <b>Month</b>     | <b>Aged<br/>Cases (CM1)</b> | <b>Blind<br/>Cases (CM3)</b> | <b>Disabled<br/>Cases (CM9)</b> | <b>MAABD<br/>Cases</b> |
|------------------|-----------------------------|------------------------------|---------------------------------|------------------------|
| <b>Jul 19</b>    | <b>1,094</b>                | <b>2</b>                     | <b>250</b>                      | <b>1,346</b>           |
| <b>Aug</b>       | <b>1,098</b>                | <b>2</b>                     | <b>250</b>                      | <b>1,350</b>           |
| <b>Sep</b>       | <b>1,114</b>                | <b>2</b>                     | <b>247</b>                      | <b>1,363</b>           |
| <b>Oct</b>       | <b>1,137</b>                | <b>2</b>                     | <b>241</b>                      | <b>1,380</b>           |
| <b>Nov</b>       | <b>1,120</b>                | <b>2</b>                     | <b>241</b>                      | <b>1,363</b>           |
| <b>Dec</b>       | <b>1,126</b>                | <b>2</b>                     | <b>245</b>                      | <b>1,373</b>           |
| <b>Jan 20</b>    | <b>1,147</b>                | <b>2</b>                     | <b>243</b>                      | <b>1,392</b>           |
| <b>Feb</b>       | <b>1,136</b>                | <b>2</b>                     | <b>242</b>                      | <b>1,380</b>           |
| Mar              |                             |                              |                                 |                        |
| Apr              |                             |                              |                                 |                        |
| May              |                             |                              |                                 |                        |
| Jun              |                             |                              |                                 |                        |
| <b>SFY20 TOT</b> | <b>8,972</b>                | <b>16</b>                    | <b>1,959</b>                    | <b>10,947</b>          |
| <b>SFY20 AVG</b> | <b>1,122</b>                | <b>2</b>                     | <b>245</b>                      | <b>1,368</b>           |

Sources: DWSS Secondary spreadsheet, Cases tab: Total Cases for Aid Codes CM1, CM3, CM9.

# NEVADA DIVISION OF WELFARE & SUPPORTIVE SERVICES

## Average County Match Recipients: SFY11 - SFY20YTD

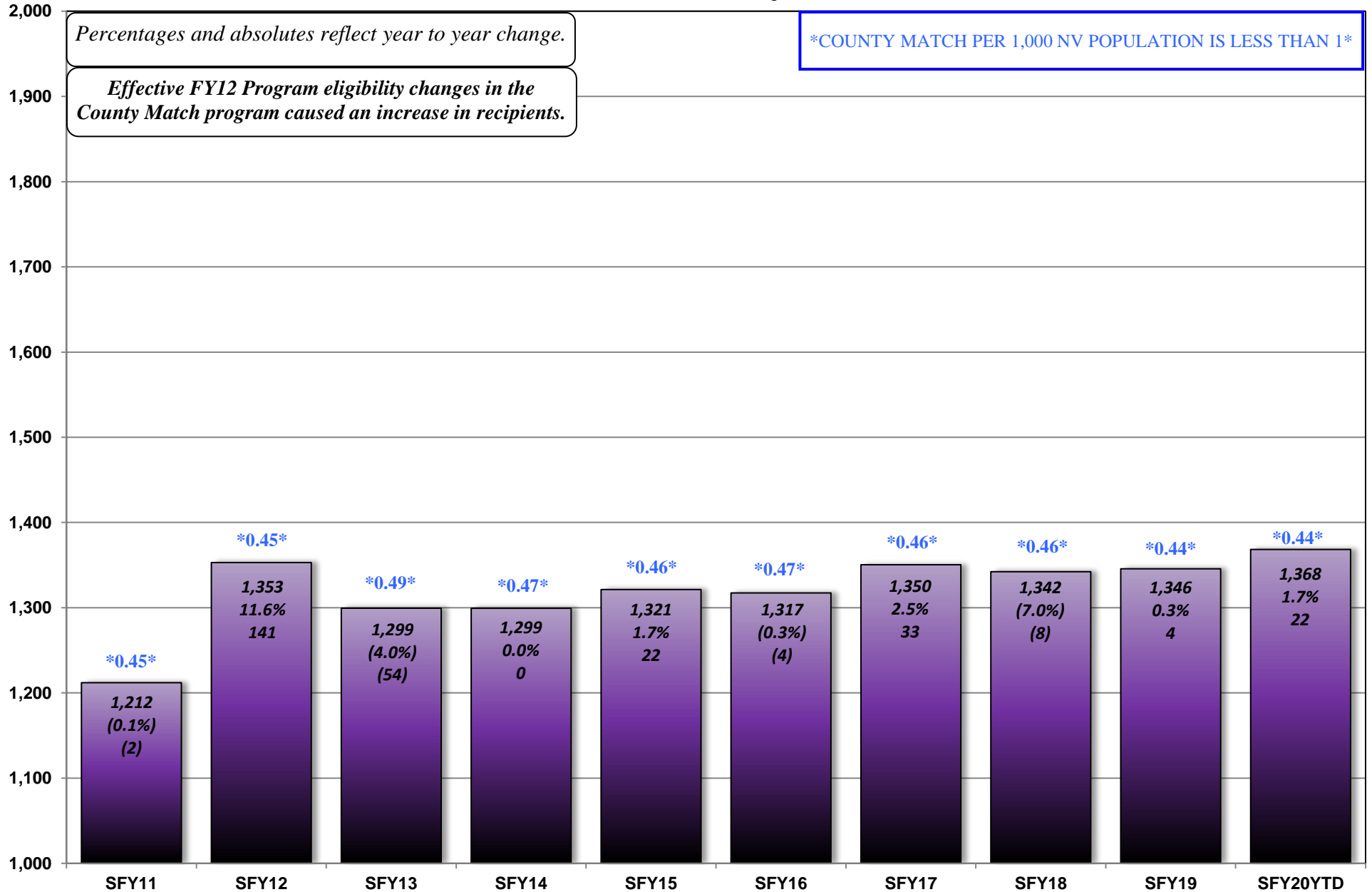
### SFY20YTD = February 2020

*Percentages and absolutes reflect year to year change.*

*\*COUNTY MATCH PER 1,000 NV POPULATION IS LESS THAN 1\**

*Effective FY12 Program eligibility changes in the County Match program caused an increase in recipients.*

Annual Average Recipients



**CHILD WELFARE CASELOAD HISTORY**  
**AID CODES: 22, 26, 27, 52-59, 69, 60-68, 70, 72, 73, 75, 85**  
**STATE FISCAL YEAR 2020**

| Month            | Title XIX Recipients |               |                       |                                       |                           |            |                                |               | Non-XIX Recipients     | Total Title XIX & Non-XIX |
|------------------|----------------------|---------------|-----------------------|---------------------------------------|---------------------------|------------|--------------------------------|---------------|------------------------|---------------------------|
|                  | Aid Code 20s         | Aid Code 50s  | Aid Code 60s (not 61) | Total Aid Code 20s, 50s & 60s (No 61) | DWSS Aid Code 61 (No ROP) | ROP 85     | Tot Aid Code 61 (Includes ROP) | Tot CW XIX    | Aid Codes 66, 68 + 70s |                           |
| Jul 19           | 25                   | 7,962         | 3,700                 | 11,687                                | 183                       | 95         | 278                            | 11,965        | 46                     | 12,011                    |
| Aug              | 25                   | 7,967         | 3,711                 | 11,703                                | 179                       | 88         | 267                            | 11,970        | 48                     | 12,018                    |
| Sep              | 27                   | 8,085         | 3,632                 | 11,744                                | 173                       | 90         | 263                            | 12,007        | 46                     | 12,053                    |
| Oct              | 37                   | 8,086         | 3,646                 | 11,769                                | 164                       | 94         | 258                            | 12,027        | 51                     | 12,078                    |
| Nov              | 32                   | 8,181         | 3,635                 | 11,848                                | 158                       | 93         | 251                            | 12,099        | 53                     | 12,152                    |
| Dec              | 26                   | 8,202         | 3,615                 | 11,843                                | 159                       | 93         | 252                            | 12,095        | 48                     | 12,143                    |
| Jan 20           | 47                   | 8,210         | 3,690                 | 11,947                                | 168                       | 96         | 264                            | 12,211        | 50                     | 12,261                    |
| Feb              | 46                   | 8,215         | 3,699                 | 11,960                                | 154                       | 99         | 253                            | 12,213        | 50                     | 12,263                    |
| Mar              |                      |               |                       |                                       |                           |            |                                |               |                        |                           |
| Apr              |                      |               |                       |                                       |                           |            |                                |               |                        |                           |
| May              |                      |               |                       |                                       |                           |            |                                |               |                        |                           |
| Jun              |                      |               |                       |                                       |                           |            |                                |               |                        |                           |
| <b>SFY20 TOT</b> | <b>265</b>           | <b>64,908</b> | <b>29,328</b>         | <b>94,501</b>                         | <b>1,338</b>              | <b>748</b> | <b>2,086</b>                   | <b>96,587</b> | <b>392</b>             | <b>96,979</b>             |
| <b>SFY20 AVG</b> | <b>33</b>            | <b>8,114</b>  | <b>3,666</b>          | <b>11,813</b>                         | <b>167</b>                | <b>94</b>  | <b>261</b>                     | <b>12,073</b> | <b>49</b>              | <b>12,122</b>             |

Aid Code 20s = 22, 26, 27: Emergency

Aid Code 50s = 52 - 59, 69: IVE Eligibles

Aid Code 60s = 60, 62 - 65, 67: Foster Institutional Care

Aid Code 61 = Children Placed with Other Agencies

Aid Code 70s = 66, 68, 70, 72, 73, 75: Non-XIX

Rite of Passage (ROP 85) = AME96A Monthly Report

SOURCES: DHCFP Monthly Report WL80183A for all Aid Codes except 61 & ROP 85.

NOMADS AME96A (WNM00M30) for Aid Code 61 and ROP 85 (Rite-of-Passage).

DWSS Secondary spreadsheet, Total tab

**NOTE: Total Title XIX & Non-XIX is for informational purposes only.**

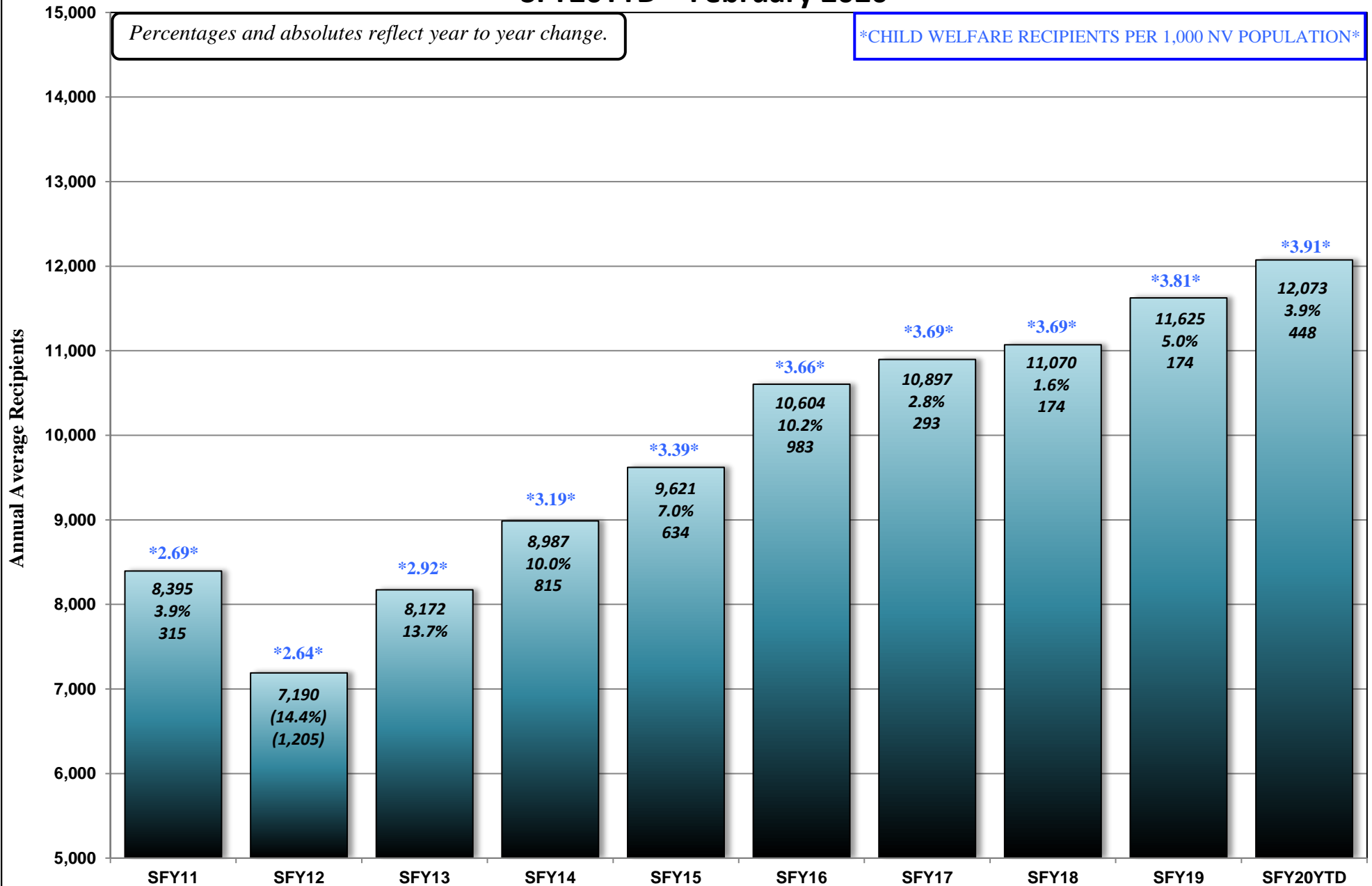
# NEVADA DIVISION OF WELFARE & SUPPORTIVE SERVICES

## Average Child Welfare Recipients: SFY11 - SFY20YTD

### SFY20YTD = February 2020

*Percentages and absolutes reflect year to year change.*

*\*CHILD WELFARE RECIPIENTS PER 1,000 NV POPULATION\**



# SUPPLEMENTAL NUTRITION ASSISTANCE PROGRAM (SNAP) CASELOAD HISTORY

STATE FISCAL YEAR 2020

| Month     | (1)<br>AUTHORIZED CASES |           |           | (2)<br>PARTICIPATING CASES |           |           | (3)<br>PARTICIPATING RECIPIENTS |           |           | (4)<br>AVG FAMILY SIZE |      |       | (5)<br>DOLLAR<br>VALUE | (6)<br>AVG PER<br>CASE | (7)<br>AVG PER<br>RECIPIENT |
|-----------|-------------------------|-----------|-----------|----------------------------|-----------|-----------|---------------------------------|-----------|-----------|------------------------|------|-------|------------------------|------------------------|-----------------------------|
|           | PA                      | NA        | TOTAL     | PA                         | NA        | TOTAL     | PA                              | NA        | TOTAL     | PA                     | NA   | TOTAL |                        |                        |                             |
| Jul 19    | 29,345                  | 191,511   | 220,856   | 29,525                     | 192,294   | 221,819   | 39,017                          | 381,726   | 420,743   | 1.32                   | 1.99 | 1.90  | \$48,871,375           | \$220.32               | \$116.15                    |
| Aug       | 29,476                  | 191,862   | 221,338   | 29,557                     | 192,855   | 222,412   | 39,103                          | 382,378   | 421,481   | 1.32                   | 1.98 | 1.90  | \$48,943,550           | \$220.06               | \$116.12                    |
| Sep       | 29,656                  | 191,248   | 220,904   | 29,720                     | 192,496   | 222,216   | 39,516                          | 381,499   | 421,015   | 1.33                   | 1.98 | 1.89  | \$48,900,180           | \$220.06               | \$116.15                    |
| Oct       | 29,789                  | 190,817   | 220,606   | 30,057                     | 191,974   | 222,031   | 39,799                          | 380,033   | 419,832   | 1.32                   | 1.98 | 1.89  | \$49,109,153           | \$221.18               | \$116.97                    |
| Nov       | 29,612                  | 189,644   | 219,256   | 30,025                     | 190,779   | 220,804   | 39,774                          | 377,222   | 416,996   | 1.32                   | 1.98 | 1.89  | \$48,785,045           | \$220.94               | \$116.99                    |
| Dec       | 29,539                  | 188,751   | 218,290   | 29,892                     | 190,122   | 220,014   | 39,548                          | 375,016   | 414,564   | 1.32                   | 1.97 | 1.88  | \$48,340,017           | \$219.71               | \$116.60                    |
| Jan 20    | 29,515                  | 188,703   | 218,218   | 29,792                     | 190,463   | 220,255   | 39,516                          | 374,542   | 414,058   | 1.33                   | 1.97 | 1.88  | \$47,743,336           | \$216.76               | \$115.31                    |
| Feb       |                         |           |           |                            |           |           |                                 |           |           |                        |      |       |                        |                        |                             |
| Mar       |                         |           |           |                            |           |           |                                 |           |           |                        |      |       |                        |                        |                             |
| Apr       |                         |           |           |                            |           |           |                                 |           |           |                        |      |       |                        |                        |                             |
| May       |                         |           |           |                            |           |           |                                 |           |           |                        |      |       |                        |                        |                             |
| Jun       |                         |           |           |                            |           |           |                                 |           |           |                        |      |       |                        |                        |                             |
| SFY20 TOT | 206,932                 | 1,332,536 | 1,539,468 | 208,568                    | 1,340,983 | 1,549,551 | 276,273                         | 2,652,416 | 2,928,689 |                        |      |       | 340,692,656            |                        |                             |
| SFY20 AVG | 29,562                  | 190,362   | 219,924   | 29,795                     | 191,569   | 221,364   | 39,468                          | 378,917   | 418,384   | 1.32                   | 1.98 | 1.89  | 48,670,379             | 219.86                 | \$116.33                    |

(1) AME37A, REVISED CASELOAD FOR PRIOR MONTH (minus revivied caseload from prior month (under suffix) from subtotal on the same line.)-GREEN BAR REPORT - RECEIVED AROUND THE 1ST OF THE MONTH.

(2) FAME - AFE25A, NUMBER OF HOUSEHOLDS - RUN ON THE 15TH FOR PRIOR MONTH

(3) FAME - AFE25A, NUMBER OF PERSONS - RUN ON THE 15TH FOR PRIOR MONTH

(4) Column 3 divided by Column 2

(5) FAME - AFE25A, DOLLAR ISSUANCE, Total Report - RUN ON THE 15TH FOR PRIOR MONTH

(6) Column 5 divided by Column 2 TOTAL

(7) Column 5 divided by Column 3 TOTAL

\* SNAP Authorized Cases = cases authorized or found eligible for benefits.

\*\* SNAP Participating Cases = how many authorized cases actually accessed (spent) any of their SNAP benefit.

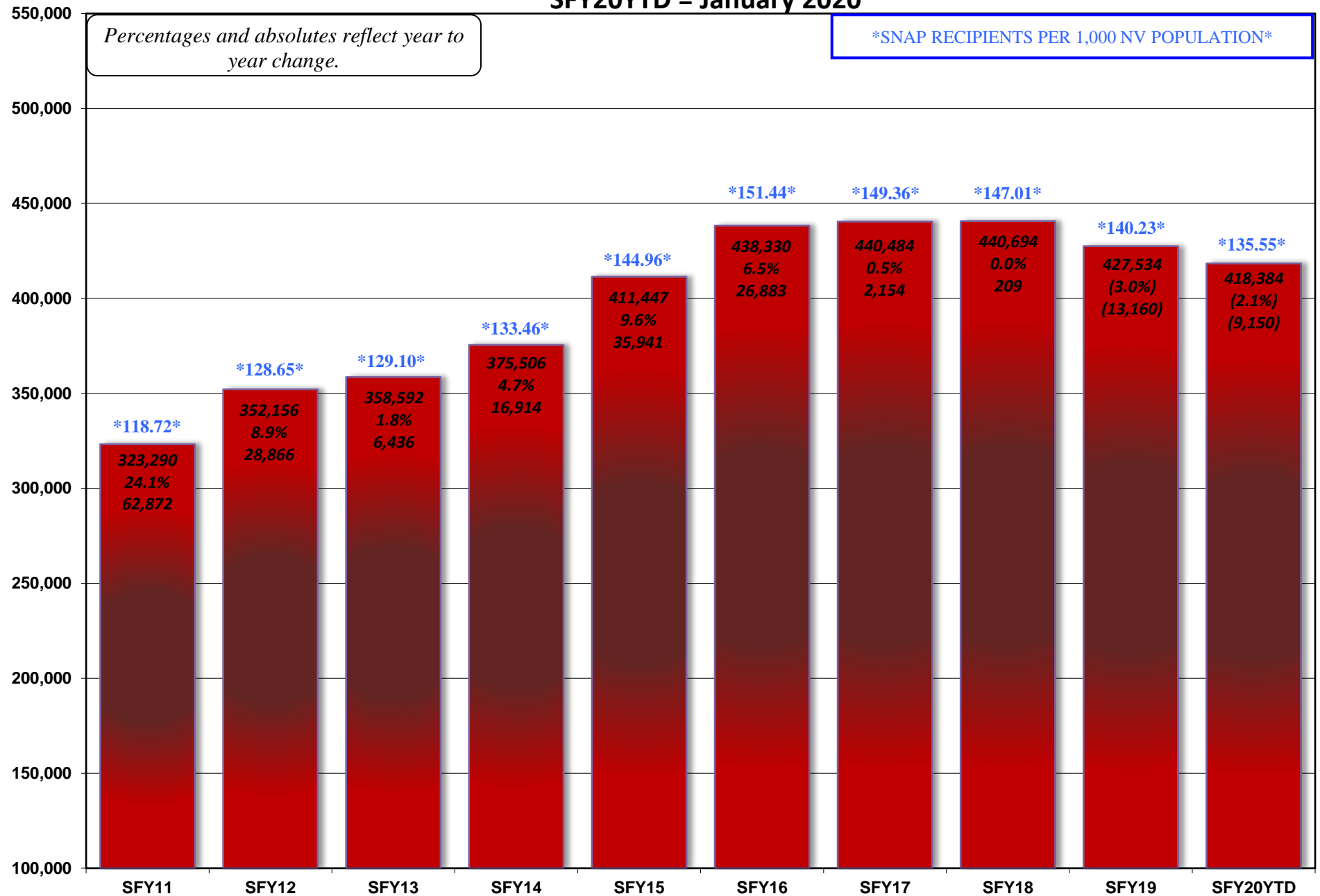
\*\*\* SNAP Authorized/Not Participating Cases = zero benefit cases; this occurs when a participant's net income is too high to receive a SNAP benefit; however, a zero benefit helps participants receive other services e.g. school lunch, meals on wheels, E&T, EAP, etc. Also, there are some participants who do not spend their benefit within the month.

**NEVADA DIVISION OF WELFARE & SUPPORTIVE SERVICES**  
**Average Supplemental Nutrition Assistance Program (SNAP) Recipients: SFY10 - SFY20YTD**  
**SFY20YTD = January 2020**

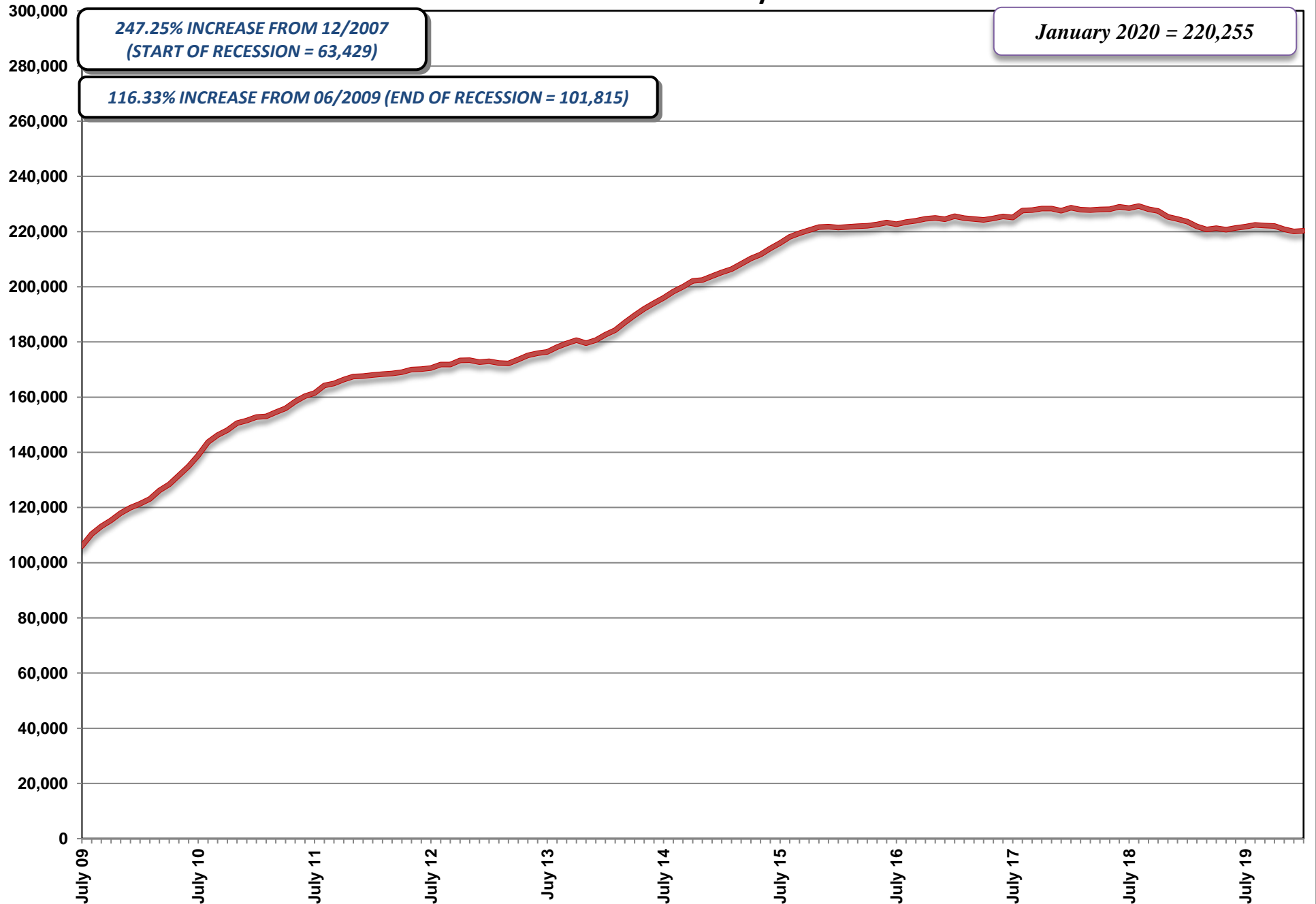
*Percentages and absolutes reflect year to year change.*

*\*SNAP RECIPIENTS PER 1,000 NV POPULATION\**

Annual Average Recipients



NEVADA DIVISION OF WELFARE & SUPPORTIVE SERVICES  
Supplemental Nutrition Assistance Program (SNAP) Participating Cases: SFY10 - SFY20YTD  
SFY20YTD = January 2020



# NEVADA CHECK UP CASELOAD HISTORY

AID CODE: NC

STATE FISCAL YEAR 2020

| Month     | CHECK UP (NC)<br>Cases | CHECK UP (NC)<br>Recipients | Average<br>Family Size |
|-----------|------------------------|-----------------------------|------------------------|
| Jul 19    | 14,934                 | 26,523                      | 1.78                   |
| Aug       | 15,366                 | 27,255                      | 1.77                   |
| Sep       | 14,719                 | 26,126                      | 1.77                   |
| Oct       | 15,586                 | 27,526                      | 1.77                   |
| Nov       | 15,511                 | 27,494                      | 1.77                   |
| Dec       | 15,081                 | 26,759                      | 1.77                   |
| Jan 20    | 15,169                 | 26,883                      | 1.77                   |
| Feb       | 15,566                 | 27,584                      | 1.77                   |
| Mar       |                        |                             |                        |
| Apr       |                        |                             |                        |
| May       |                        |                             |                        |
| Jun       |                        |                             |                        |
| SFY20 TOT | 121,932                | 216,150                     |                        |
| SFY20 AVG | 15,242                 | 27,019                      | 1.77                   |

SOURCE: DWSS Secondary spreadsheet, Total Cases & Recipients for Aid Code NC.

# NEVADA DIVISION OF WELFARE & SUPPORTIVE SERVICES

## Average Nevada Check Up: SFY11 - SFY20YTD

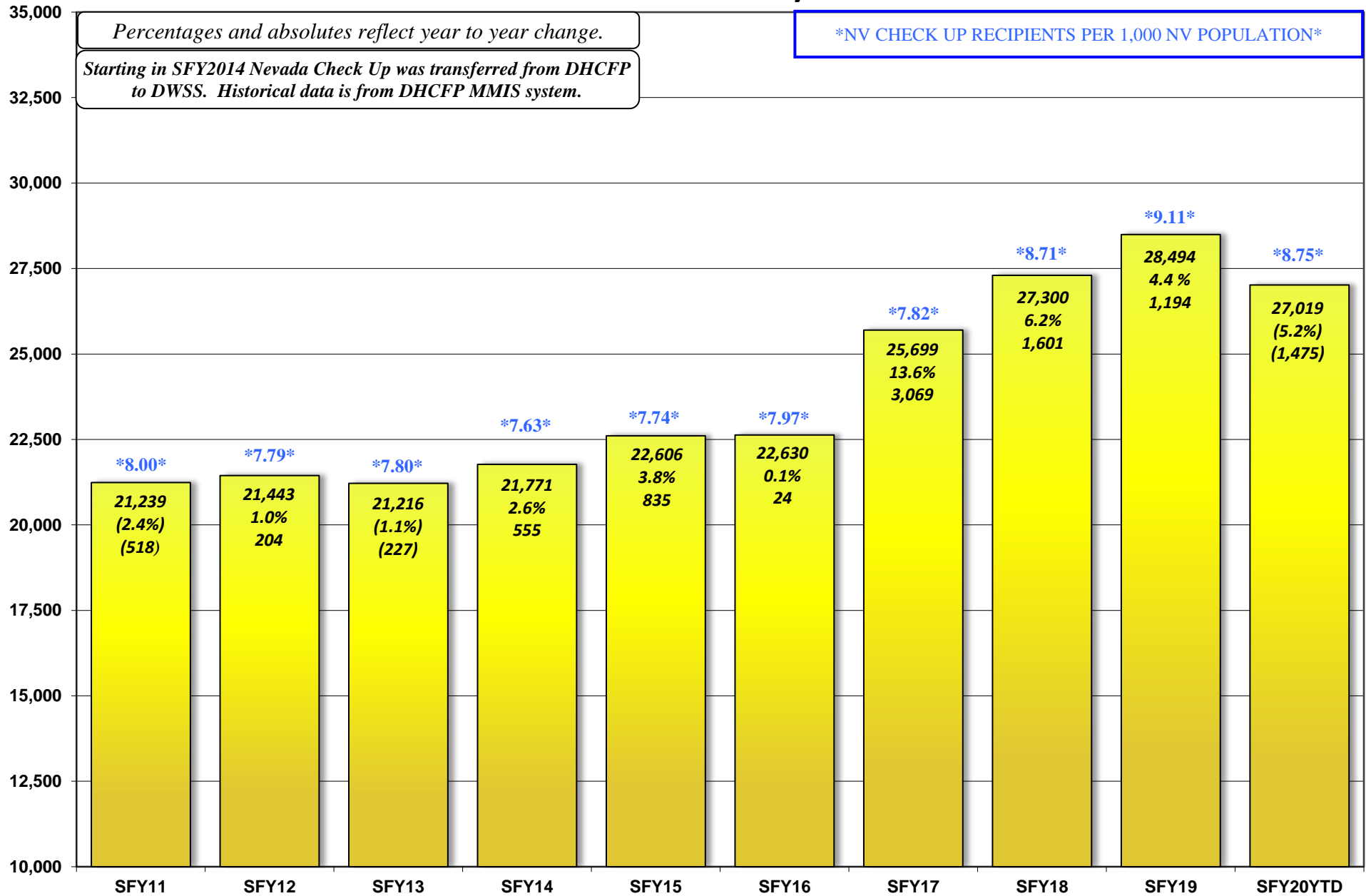
SFY20YTD = February 2020

*Percentages and absolutes reflect year to year change.*

*Starting in SFY2014 Nevada Check Up was transferred from DHCFP to DWSS. Historical data is from DHCFP MMIS system.*

*\*NV CHECK UP RECIPIENTS PER 1,000 NV POPULATION\**

Annual Average Recipients



# NEVADA DIVISION OF WELFARE & SUPPORTIVE SERVICES

## TOTAL TANF CASH, SNAP, MEDICAID & UNEMPLOYMENT COMPARISON: SFY11 - SFY20YTD

SFY20YTD = February 2020

