



Steve Sisolak
Governor



Richard Whitley
Director

State of Nevada Department of Health and Human Services

FY 2022-23 Budget Presentation

Division of Welfare and Supportive Services

Steve Fisher, Administrator



February 18, 2021

Helping people. It's who we are and what we do.



Mission

The mission of the Division of Welfare and Supportive Services is to engage clients, staff, and the community to provide public assistance benefits to all who qualify and reasonable support for children with absentee parents to help Nevadans achieve safe, stable, and healthy lives.





Organizational Chart

Department of Health and Human Services
Director
Richard Whitley

DWSS
Administrator
Steve H. Fisher
shfisher@dwss.nv.gov

Administrative Services
Chief Financial Officer
Brenda Berry
bxberry@dwss.nv.gov

Program and Field
Services
Deputy Administrator
Robert Thompson
rthompson@dwss.nv.gov

Information Systems
Chief IT Manager
Bart London
bplondon@dwss.nv.gov

Field Operation Support
Deputy Administrator
Joe Garcia, Acting
jgarcia@dwss.nv.gov

Field Services
Donna Stanley, Manager

Eligibility and Payments
Lisa Swearingen, Chief

Employment and Support
Services
Maria Wortman-Meshberger, Chief

Program Operation
Support & Training
Joe Garcia, Chief

Program Review and
Evaluation
Gail Bolander, Acting Chief

Child Care Assistance
and Development
Christell Askew, Chief

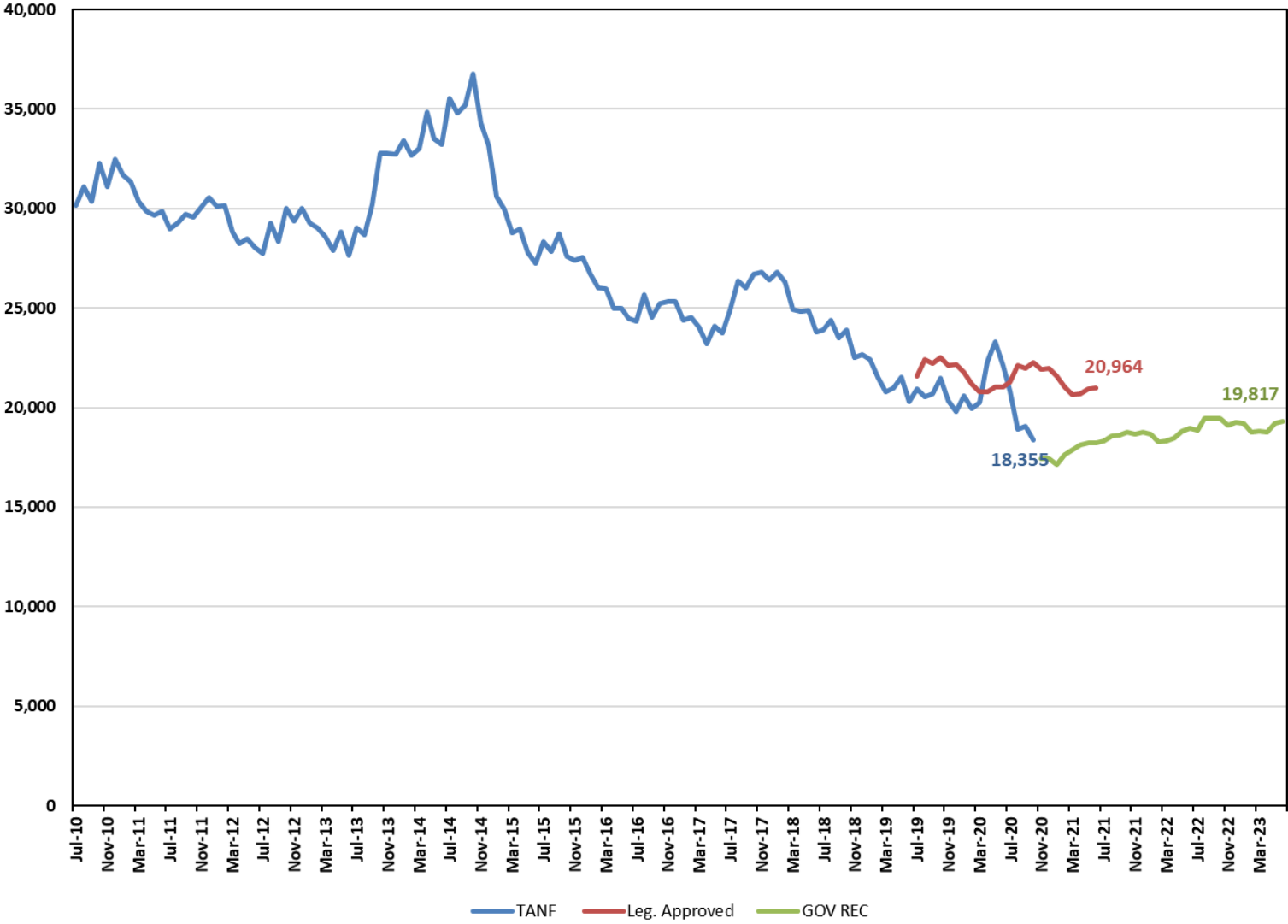
Child Support Enforcement
Cathy Kaplan, Chief

Investigations and
Recovery
Jason Lewis, Acting Chief

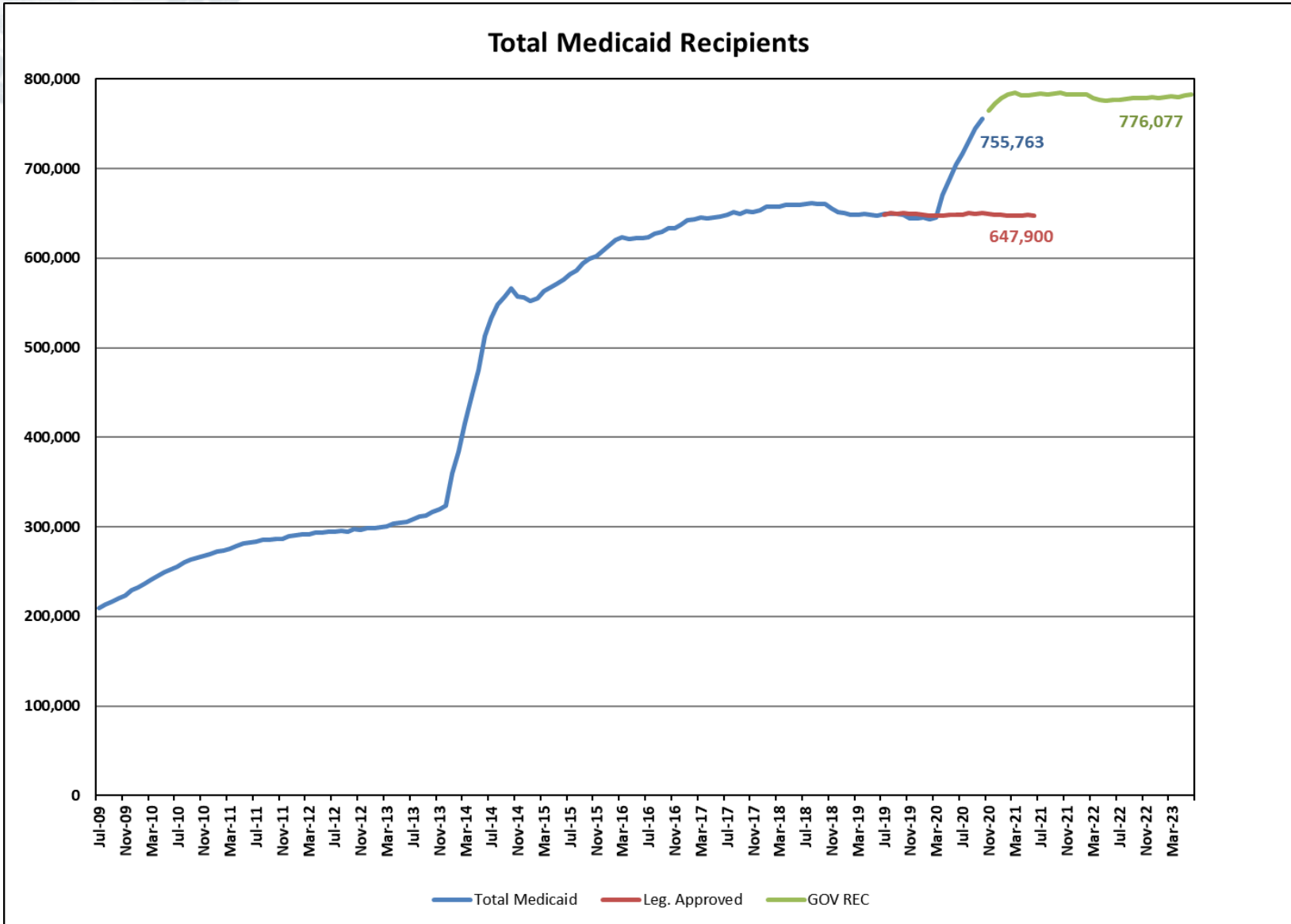


TANF Projections

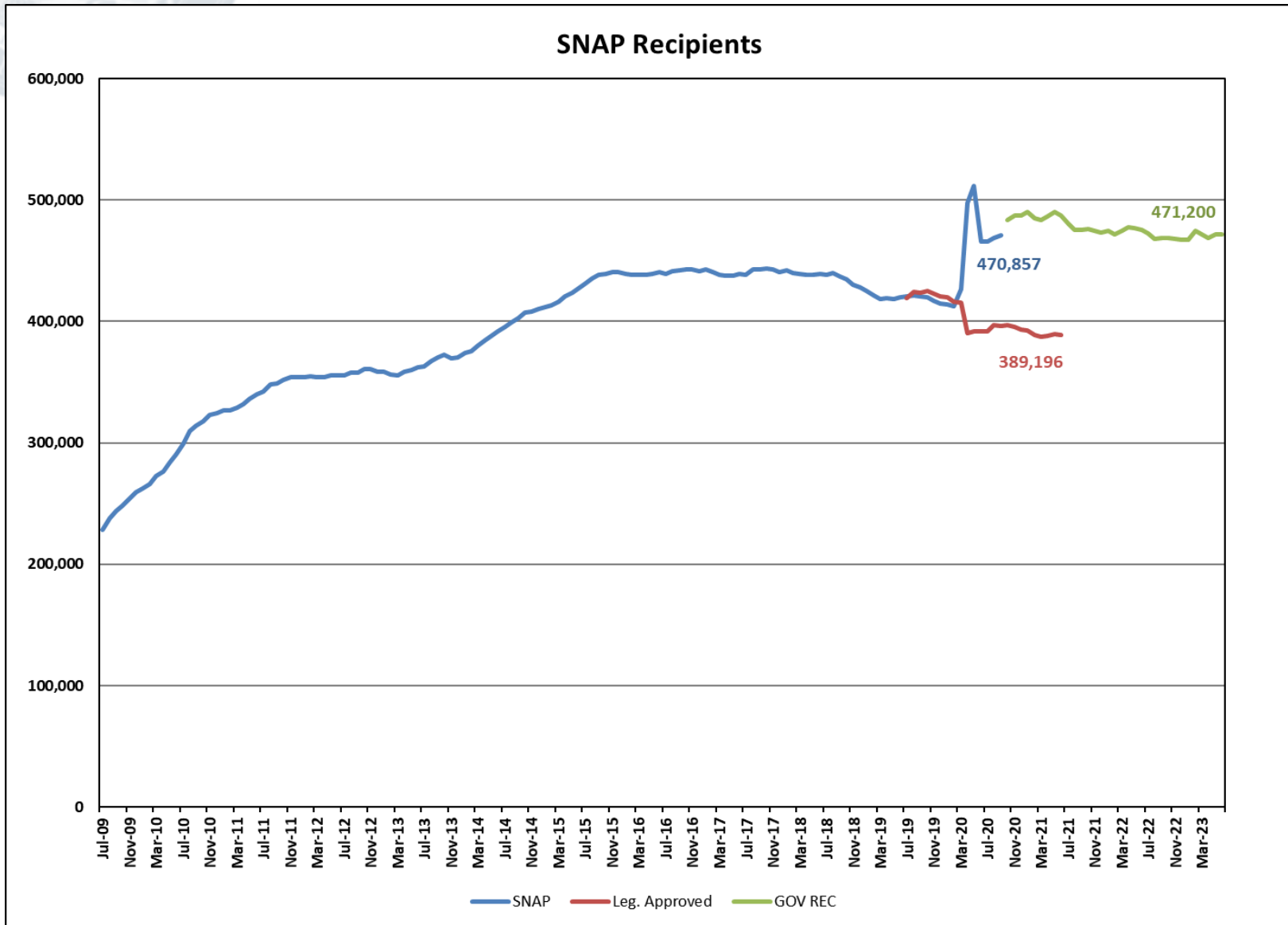
TANF Recipients



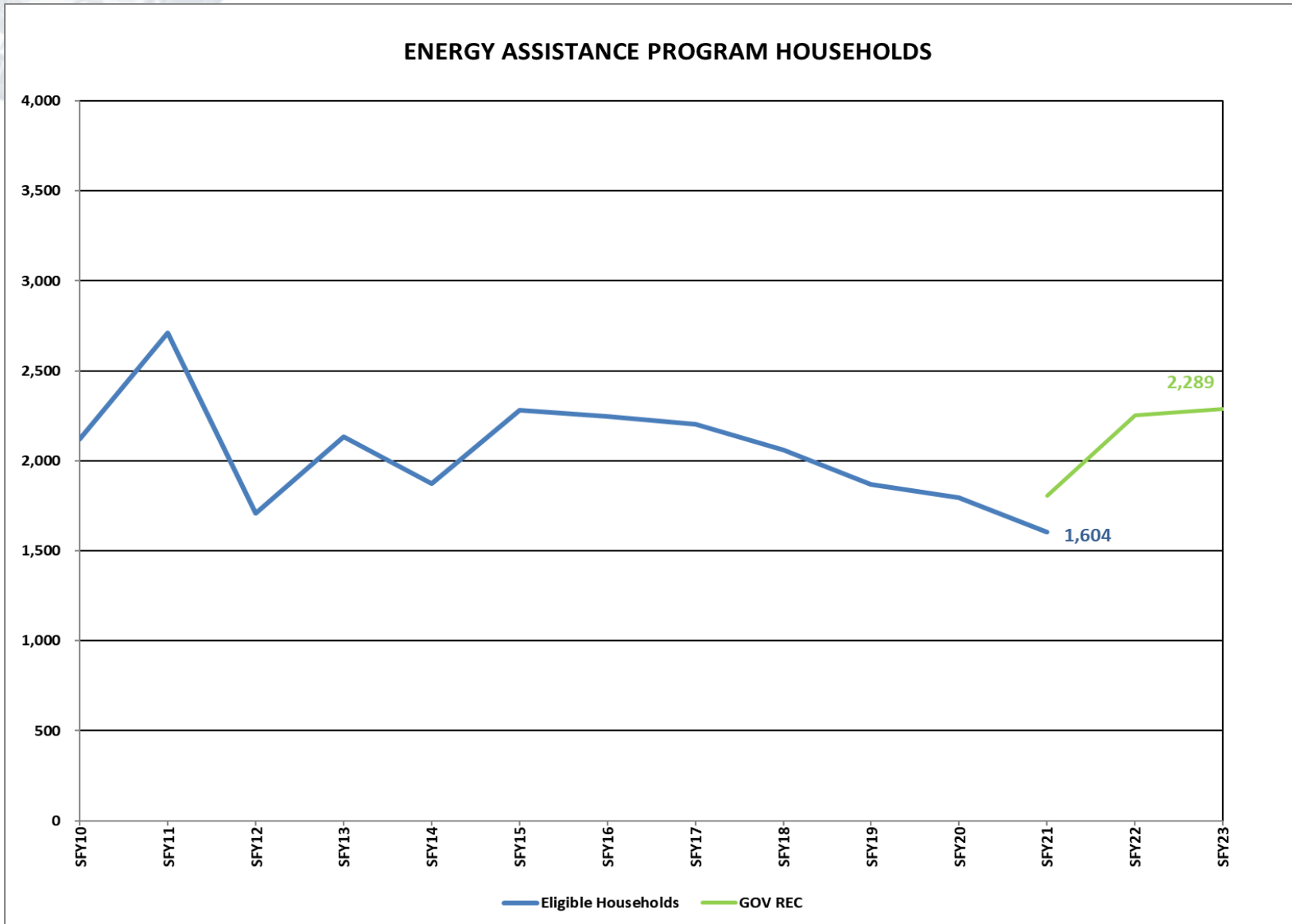
Medicaid Projections



SNAP Projections

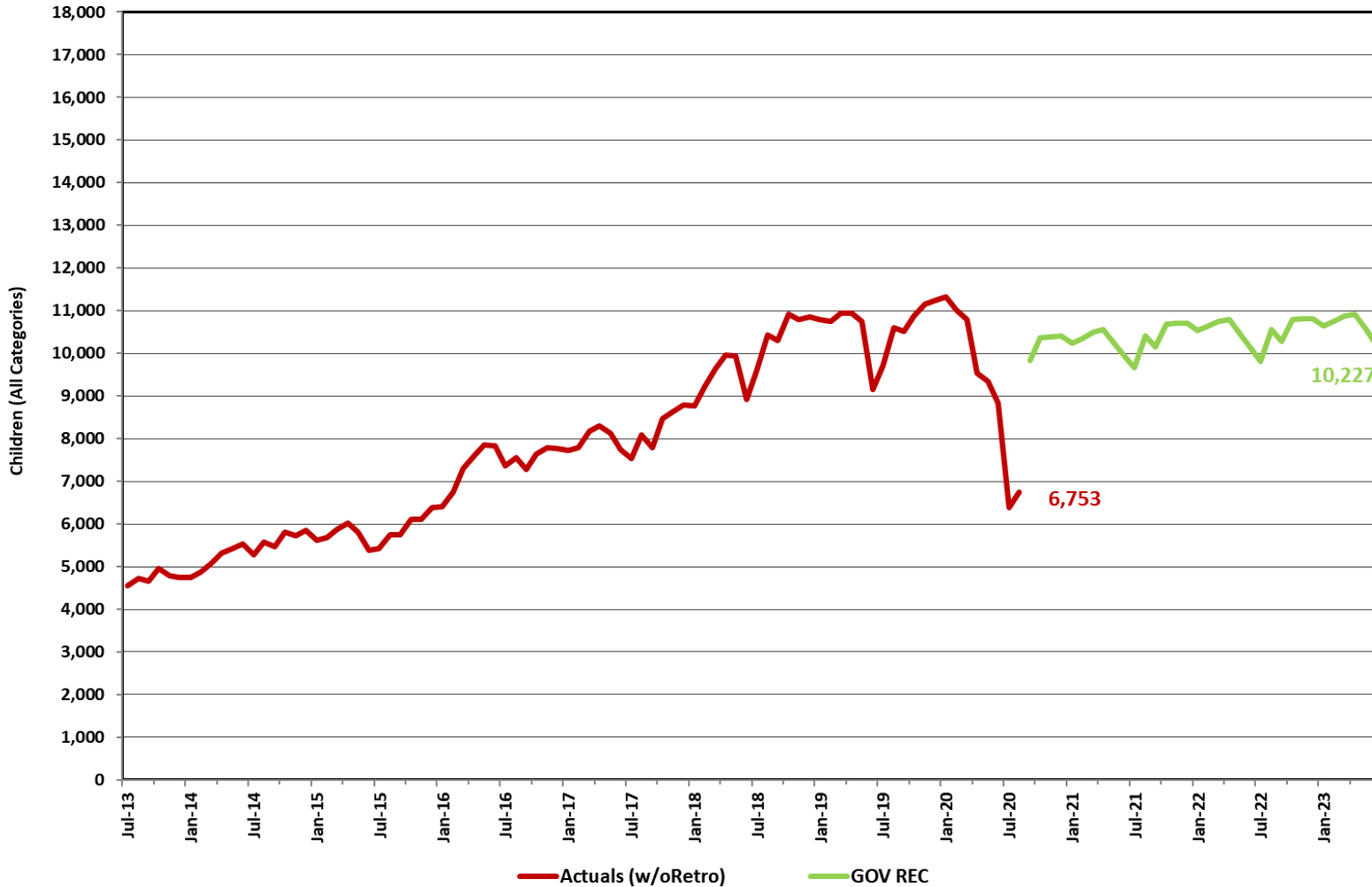


Energy Assistance Program



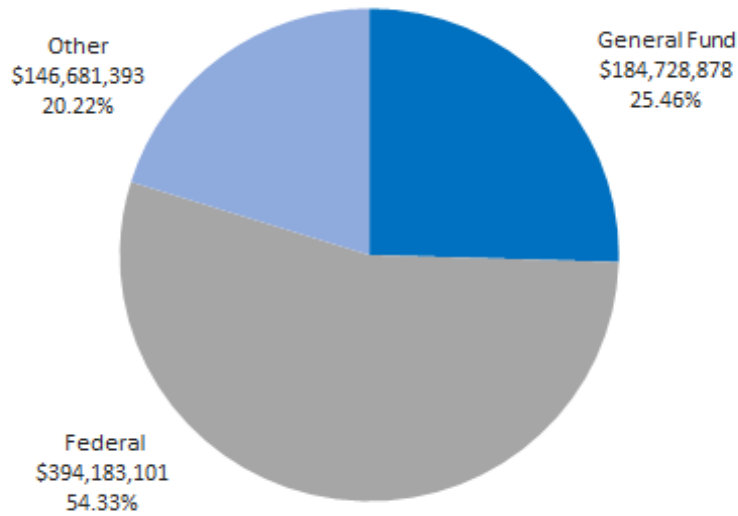
Child Care Projections

CHILD CARE DEVELOPMENT FUND (w/o retros)
Actuals July 2013 - August 2020 & Projections September 2020- July 2023



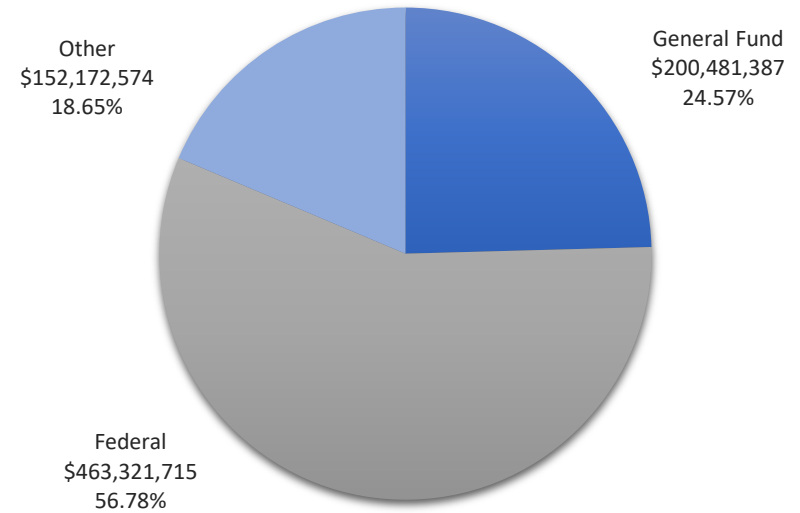
2022-2023 Biennium Budget Funding Source

LEGISLATIVE APPROVED 2020-21 BIENNIUM



\$725,593,372

GOVERNOR RECOMMENDS



\$815,975,676

2022-2023 Biennium Budget Account Summary

Governor Recommends Budget (G01)		Fiscal Year 2022				Fiscal Year 2023			
407	Welfare and Supportive Services	General Fund	Federal Funds	Other	Total	General Fund	Federal Funds	Other	Total
3228	ADMINISTRATION	12,697,542	24,378,491	10,371,855	47,447,888	13,164,820	25,128,615	9,690,515	47,983,950
3230	TEMPORARY ASSISTANCE FOR NEEDY FAMILIES	24,607,702	18,351,688	-	42,959,390	24,607,702	19,001,443	-	43,609,145
3232	ASSISTANCE TO AGED AND BLIND	11,068,889	-	-	11,068,889	9,690,515	-	-	9,690,515
3233	FIELD SERVICES	46,811,341	43,542,649	48,738,533	139,092,523	50,984,986	46,862,220	52,947,410	150,794,616
3238	CHILD SUPPORT ENFORCEMENT PROGRAM	-	10,066,539	7,148,514	17,215,053	-	10,103,623	6,630,497	16,734,126
3239	CHILD SUPPORT FEDERAL REIMBURSEMENT	-	26,186,688	234,995	29,421,683	-	30,937,889	229,587	31,164,476
3267	CHILD CARE ASSISTANCE AND DEVELOPMENT	2,580,421	88,884,839	-	91,465,260	2,580,421	89,424,436	-	92,004,857
4862	ENERGY ASSISTANCE PROGRAM	-	13,616,583	8,012,466	21,629,049	-	13,836,012	8,168,202	22,004,214
<i>Director's Office Total</i>		<i>97,765,895</i>	<i>228,027,477</i>	<i>74,506,363</i>	<i>400,299,735</i>	<i>102,715,492</i>	<i>235,294,238</i>	<i>77,666,211</i>	<i>415,675,941</i>
<i>Biennial Total</i>						<i>200,481,387</i>	<i>463,321,715</i>	<i>152,172,574</i>	<i>815,975,676</i>





3228 Welfare Administration

Overview

The Welfare Administration budget account funds the administrative expenses associated with ensuring public assistance programs including: Temporary Assistance for Needy Families (TANF), Medicaid, Children's Health Insurance Program (CHIP), Supplemental Nutrition Assistance Program (SNAP), Child Care, Energy Assistance, and Child Support are administered in accordance with federal and state regulations.



3228 Welfare Administration

Budget Information/Changes

• Enhancements

- E250 – Request adds SmartComm Licensing required for federally mandated notices.
 - SFY22 Total Cost - \$140,000 State General Fund - \$41,492
 - SFY23 Total Cost - \$140,000 State General Fund - \$41,492
- E275 – Request adds one Social Services Program Specialist to ensure compliance with federal SNAP Outreach rules and regulations.
 - SFY22 Total Cost - \$90,885 State General Fund - \$0
 - SFY23 Total Cost - \$111,353 State General Fund - \$0
- E276 – Request adds one Social Services Program Specialist to ensure compliance with federal TANF rules and regulations.
 - SFY22 Total Cost - \$73,130 State General Fund - \$0
 - SFY23 Total Cost - \$93,601 State General Fund - \$0



3228 Welfare Administration

Budget Information/Changes

• Enhancements

- E278 – Request adds a new inventory tracking system.
 - SFY22 Total Cost - \$16,993 State General Fund - \$5,152
 - SFY23 Total Cost - \$16,595 State General Fund - \$5,027
- E552 – Request funds a Technology Investment Request to automate the Medicaid Waiver Eligibility Process.
 - SFY22 Total Cost - \$995,000 State General Fund - \$99,500
 - SFY23 Total Cost - \$0 State General Fund - \$0
- E683 – Request holds 12 vacant positions open in fiscal year 2022 with reinstatement in fiscal year 2023.
 - SFY22 Total Cost - <\$975,272> State General Fund - <\$382,420>
 - SFY23 Total Cost - \$0 State General Fund - \$0

3228 Welfare Administration

Budget Information/Changes

• Enhancements

- E506 – Request aligns revenues and expenditures associated with the transfer of positions in the E906 decision unit .
 - SFY22 Total Cost - \$258,714 State General Fund - \$98,277
 - SFY23 Total Cost - \$267,325 State General Fund - \$101,575
- E906 - Request transfers one Management Analyst, Biostatistician, and contract employee to Data Analytics for Department-wide standardization.
 - SFY22 Total Cost - <\$226,566> State General Fund - <\$86,070>
 - SFY23 Total Cost - <\$234,726> State General Fund - <\$89,367>

3230 Temporary Assistance for Needy Families (TANF)

Overview

The TANF program provides cash assistance to low-income families with children as the parents work toward becoming self-sufficient. The program's goal is to reduce the number of families living in poverty, through employment and community resources. TANF is a needs-based program for families with children under age 18 (or under age 19 if the child is in high school) who need financial support because of: death of a parent; parent is absent from the home; or, physical or mental incapacity or unemployment of parent.



3230 TANF

Budget Information/Changes

•Caseload

- M200 – Request funds a decrease in projected average monthly TANF recipients from 21,031 in SFY 2020 to 19,423 in fiscal year 2021 (a 7.65% decrease over fiscal year 2020) to align to projected fiscal year 2021.
 - SFY22 Total Cost - <\$2,241,376> State General Fund - \$0
 - SFY23 Total Cost - <\$2,241,376> State General Fund - \$0
- M201 - Request funds an increase in projected average monthly TANF recipients from 19,423 in fiscal year 2021 to 19,621 in fiscal year 2022 (a 1.02% increase over fiscal year 2021) and 19,811 in fiscal year 2023 (a 2.0% increase over fiscal year 2021).
 - SFY22 Total Cost - \$530,090 State General Fund - \$0
 - SFY23 Total Cost - \$1,232,444 State General Fund - \$0



3230 TANF

Budget Information/Changes

• Enhancements

- E280 – Request funds a youth vocational training program to support and mentor low-income students with their future employment goals.
 - SFY22 Total Cost - \$599,467 State General Fund - \$0
 - SFY23 Total Cost - \$599,467 State General Fund - \$0
- E350 – Request funds the Nurse Family Partnership which is an evidenced-based home visiting program to assist first-time mothers and their children.
 - SFY22 Total Cost - \$848,840 State General Fund - \$0
 - SFY23 Total Cost - \$791,441 State General Fund - \$0



3233 Welfare Field Services

Overview

The Field Services budget provides staff salaries and operating expenses for the various programs administered by DWSS. This budget account primarily consists of Family Services Specialists who determine eligibility for the major program areas which include: Temporary Assistance for Needy Families (TANF), Supplemental Nutrition Assistance Program (SNAP), Medicaid programs, and Children's Health Insurance Program (CHIP). Family Services Specialists and Social Workers provide employment and support services to assist the needy in overcoming barriers to self-sufficiency.



3233 Welfare Field Services

Budget Information/Changes

•Caseload

- M201 - Request funds an increase in projected actions from 173,298 in fiscal year 2021 to 197,441 in fiscal year 2022 (a 13.93% increase over fiscal year 2020) and 197,450 in fiscal year 2023 (a 13.94% increase over fiscal year 2020). This request adds 226 Positions in fiscal year 2022.
 - SFY22 Total Cost - \$10,309,692 State General Fund - \$3,771,216
 - SFY23 Total Cost - \$14,277,751 State General Fund - \$5,184,069

•Enhancements

- E232 - Request adds one Social Services Manager and nine Workforce Services Representative positions to create the Recovery-Friendly Workplace Unit.
 - SFY22 Total Cost - \$660,719 State General Fund - \$0
 - SFY23 Total Cost - \$830,316 State General Fund - \$0



3233 Welfare Field Services

Budget Information/Changes

• Enhancements

- E228 - Request funds an increase in bandwidth for two division offices.
 - SFY22 Total Cost - \$9,962 State General Fund - \$3,275
 - SFY23 Total Cost - \$9,962 State General Fund - \$3,275
- E685 - Request eliminates four division offices and maintains thirty-six vacant positions and thirty-one vacant intermittent positions through fiscal year 2022 with reinstatement in fiscal year 2023.
 - SFY22 Total Cost - <\$5,025,596> State General Fund - <\$1,882,727>
 - SFY23 Total Cost - <\$1,452,016 State General Fund - <\$477,313>



3267 Child Assistance and Development

Overview

The Child Care and Development program assists low-income families, families receiving temporary public assistance, and those transitioning from public assistance in obtaining child care so they can become or remain self-sufficient. The program is administered by the Division of Welfare and Supportive Services with service delivery through Children's Cabinet in Northern Nevada and Urban League in Southern Nevada.



3267 Child Assistance and Development

Budget Information/Changes

•Caseload

- M200 – Request funds a decrease in projected average number of children served monthly from 10,413 in SFY 2020 to 9,665 in fiscal year 2021 (a 7.18% decrease over fiscal year 2020) to align to projected fiscal year 2021.
 - SFY22 Total Cost - <\$4,760,685> State General Fund - \$0
 - SFY23 Total Cost - <\$4,760,685> State General Fund - \$0
- M201 - Request funds an increase in projected average number of children served monthly from 9,665 in fiscal year 2021 to 10,470 in fiscal year 2022 (a 8.33% increase over fiscal year 2021) and 10,587 in fiscal year 2023 (a 9.54% increase over fiscal year 2021).
 - SFY22 Total Cost - \$5,650,730 State General Fund - \$0
 - SFY23 Total Cost - \$6,584,738 State General Fund - \$0



3267 Child Assistance and Development

Budget Information/Changes

• Enhancements

- E226 – Request adds two Social Services Program Specialists responsible for developing policy to expand and improve Nevada’s early childhood services.
 - SFY22 Total Cost - \$135,812 State General Fund - \$0
 - SFY23 Total Cost - \$175,423 State General Fund - \$0
- E551 - Request funds a new child care case management system.
 - SFY22 Total Cost - \$3,500,000 State General Fund - \$0
 - SFY23 Total Cost - \$3,020,000 State General Fund - \$0
- E710 - Request funds replacement computer hardware and software.
 - SFY22 Total Cost - \$6,316 State General Fund - \$0
 - SFY23 Total Cost - \$9,474 State General Fund - \$0





4862 Energy Assistance Program (EAP)

Overview

The Energy Assistance Program (EAP) provides supplemental assistance to eligible Nevadans to help meet their heating and cooling needs. The EAP provides payments for eligible households, which can be applied to either the heating provider, the cooling provider, or split between the two.

The federal funding is received through a Low Income Energy Assistance block grant. The other funding is Universal Energy Charge revenue received from the Public Utilities Commission.



4862 Energy Assistance Program

Budget Information/Changes

•Caseload

- M200 – Request funds an increase in projected average monthly EAP current and arrearage households from 21,563 in fiscal year 2020 to 24,002 in fiscal year 2021 (a 11.31% increase over fiscal year 2020) to align to projected fiscal year 2021. The average Fixed Annual Credit (FAC) is projected at \$916 per household.
 - SFY22 Total Cost - \$419,424 State General Fund - \$0
 - SFY23 Total Cost - \$419,424 State General Fund - \$0
- M201 - Request funds an increase in projected average monthly EAP current and arrearage households from 24,002 in fiscal year 2021 to 27,060 in fiscal year 2022 (a 12.74% increase over fiscal year 2021) and 27,466 in fiscal year 2023 (a 14.43% increase over fiscal year 2021). The average FAC is projected at \$701 per household.
 - SFY22 Total Cost - <\$3,037,744> State General Fund - \$0
 - SFY23 Total Cost - <\$2,753,511> State General Fund - \$0



4862 Energy Assistance Program

Budget Information/Changes

• Enhancements

- E810 – Request reclassifies two Program Officers to Family Services Supervisors, and two Administrative Assistants to Family Services Specialists.
 - SFY22 Total Cost - \$25,929 State General Fund - \$0
 - SFY23 Total Cost - \$26,249 State General Fund - \$0
- E710 - Request funds replacement computer hardware and software.
 - SFY22 Total Cost - \$3,158 State General Fund - \$0
 - SFY23 Total Cost - \$14,448 State General Fund - \$0



Budget BDR Summary

Bill #	NRS	Description	Impact
AB 026	702.275	Clarify reporting requirements for the Universal Energy Charge Fund.	Allows clarification in the NRS to reduce inconsistent or inaccurate reporting.
AB 070	353.250	Add exception to allow the State Collection and Distribution Unit (SCaDU) additional time to deposit collections.	Allow SCaDU to be in compliance with the statute.
AB 027	103.219	Streamline child support payments for parents who live out of State.	Increased efficiency in the delivery of child support payments to custodial parents in other States.
AB 037	31A.106 31A.150 31A.330 31.295	This amendment to NRS will treat income earned by independent contractors the same as income earned by employees.	Will provide consistent support to Nevada's children.



Questions?





Contact Information

Steve Fisher

Administrator

shfisher@dwss.nv.gov

775-684-0504

Robert Thompson

Deputy Administrator

rthompson@dwss.nv.gov

702-631-2074

Joe Garcia

Acting Deputy Administrator

jgarcia@dwss.nv.gov

775-684-0516

Brenda Berry

Administrative Services Officer IV

bxberry@dwss.nv.gov

775-684-0647

Bart London

Chief IT Manager

bplondon@dwss.nv.gov

775-684-0649





Appendix

- 38 – Acronyms
- 39 – TANF Source and Use
- 40 – Child Care Source and Use
- 41 – Positions Summary
- 42 – Recipient By Program – Bubble Chart
- 43 – Staffing
- 44 – Staffing worksheet
- 45 – Summary of Agency Operations
- 46 – SNAP Economic Impact

Acronyms

- BPR: Business Process Re-engineering
- CCDP: Child Care and Development Program
- CSEP: Child Support Enforcement Program
- DETR: Department of Employment Training and Rehabilitation
- DHHS: Department of Health and Human Services
- DOE: Department of Education (NDE)
- DWSS: Division of Welfare and Supportive Services
- EBT: Electronic Benefit Transfer
- FSS: Family Services Specialist (Case Managers)
- MOE: Maintenance of Effort
- NDOC: Nevada Department of Corrections
- NEON: New Employees of Nevada
- P-EBT: Pandemic Electronic Benefit Transfer
- PR&E:
- QA: Quality Assurance
- SNAP: Supplemental Nutrition Assistance Program
- SNAP E&T: Supplemental Nutrition Assistance Program Employment and Training
- SSI: Supplemental Security Income- Social Security
- TANF: Temporary Assistance for Needy Families
- PR&E: Planning Research and Evaluation Grant



Nevada Division of Welfare & Supportive Services
TANF Block Grant
Current Source & Use of Funds
Includes Leg Approved Budgets & Updated Cash Assistance FY 21 Caseload Projections 01/06/21

	SFY20	SFY21	SFY22	SFY23
	ACTUALS	LEG APP W/ CSLD UPDATE	GOV REC	GOV REC
Source of Funds				
Block Grant ⁽¹⁾	43,762,394	43,762,394	43,762,394	43,762,394
Contingency Funds ⁽²⁾				
MOE (includes 3230 & 3267 GF)	27,188,122	27,188,122	27,188,122	27,188,122
Total Available Funds	70,950,516	70,950,516	70,950,516	70,950,516
Use of Funds				
Cash Assistance (CA)	33,296,727	29,646,349	31,586,571	32,288,925
Work Support Benefits	2,358,044	2,340,965	2,437,255	2,431,929
Other State Assessments	12,859	10,554	9,568	19,694
Child Care MOE	2,580,420	2,580,421	2,580,421	2,580,421
Child Care Benefits	3,225,560	3,212,168	2,500,000	2,500,000
Other State Programs	1,111,391	1,112,203	1,108,689	1,108,689
Transfer to DCFS	264,380	517,852	517,852	517,852
Transfer to ADSD - ATAP	-	4,218,512	2,870,000	2,870,000
Pro Family Activities	-	525,000	-	-
Nurse Family Partnerships (E350)			848,840	791,441
Youth Vocational Training (E280)			599,467	599,467
Emergency Assistance	2,178,052	5,000,000	-	-
Work Activities	77,281	-	-	-
Family & Children Services	725,815	-	-	-
Sub-grants to Community Partners			2,981,148	2,981,148
AB 498 - Fictive Kin	814,000	-	-	-
Eligibility & Program Support	16,102,279	7,897,721	19,857,340	21,189,529
Administration & Systems	6,810,041	7,551,126	7,743,319	7,975,673
Total Funds Expended	69,556,849	64,612,871	75,640,470	77,854,768
Carry Forward	35,639,692	37,033,359	43,371,004	38,681,050
Funding Surplus (Deficit)	1,393,667	6,337,645	(4,689,954)	(6,904,252)
Remaining Grant	37,033,359	43,371,004	38,681,050	31,776,798
Avg Cost Per Month (30 days)	3,530,727	3,118,729	4,037,696	4,222,221
TANF 90 Day Reserve	10,592,182	9,356,187	12,113,087	12,666,662
Avg Days of Grant Funding Remaining	315	417	287	226

(1) Represents total Block Grant in current fiscal year.

(2) Contingency funds represent prior federal fiscal year award; they appear in subsequent state fiscal year. (i.e. SFY16 represents \$4.87 million FFY15 carried into SFY16.) \$4.31M was awarded for FFY16 and is reflected in SFY17. \$3.66M was awarded in FFY17 and is reflected in SFY18.

(3) Current penalty for not meeting the work participation rate totals \$20,073,693. This includes the penalty for FFY19.



**Nevada Division of Welfare & Supportive Services
Child Care Development Fund
SFY20 - SFY23 Current Source & Use of Funds
as of 12/31/20**

Chart based on June Caseload Projections as of March 2020 and Eligibility & Certification Costs

	SFY20	⁽³⁾ SFY21	SFY22	SFY23
Source of Funds	ACTUAL	PROJECTED	G01	G01
• Discretionary	52,684,637	⁽⁴⁾ 53,483,637	53,483,637	⁽⁴⁾ 53,483,637
• CARES ACT GRANT	8,722,650	24,203,455		
• Supplemental Award				
• Mandatory	2,580,422	2,580,422	2,580,422	2,580,422
• Matching	15,634,768	15,634,768	15,634,768	15,634,768
• Child Care PR&E Grant				
• TANF	3,225,560	3,212,168	2,500,000	2,500,000
• General Fund	2,580,421	2,580,421	2,580,421	2,580,421
Total Available Funds	85,428,458	101,694,871	76,779,248	76,779,248
Use of Funds				
• Personnel	404,426	545,245	669,323	687,302
• Operating Expenses	419,389	419,389	229,775	223,408
• 2022-2023 Enhancement Requests:				
E226 - 2 New FTE			143,539	176,658
E551 - New Casemanagement & Eligibility System			3,500,000	3,020,000
E710 - Replacement Equipment			6,316	9,474
• Administrative Costs	7,739,890	6,593,234	5,322,071	7,868,532
• Licensing	1,535,961	1,750,596	1,870,237	1,922,508
• Child Care Assistance				
At Risk Subsidy Certificates	40,719,065	38,541,671	40,964,462	41,167,368
At Risk - Wraparound contracts	3,231,716	3,125,552	3,691,204	3,713,621
NEON	15,175,136	13,415,032	14,742,624	15,262,182
• Discretionary Subsidy Certificates	5,139,239	5,141,528	5,523,694	5,636,534
• Discretionary Slots contracts	3,010,672	2,887,871	3,277,440	3,271,531
• Quality Initiatives (includes DOE Sub-grant)	6,902,711	6,162,863	9,969,932	9,969,932
⁽¹⁾ Market Rate Increase	-	3,212,168	-	-
• CARES ACT GRANT	8,722,650	24,203,455		
• ⁽²⁾ Administration & Program Support	1,406,610	819,242	1,634,050	1,716,063
Total Funds Expended	94,407,464	106,817,846	91,544,666	94,645,112
Carry Forward from Previous Year	48,912,450	39,933,444	34,810,469	20,045,051
Funding Surplus / (Deficit)	(8,979,006)	(5,122,975)	(14,765,418)	(17,865,864)
Remaining Grant	39,933,444	34,810,469	20,045,051	2,179,186
Child Care Reserve - 90 day	22,956,761	26,059,356	22,241,061	23,016,173
Avg Days of Grant Funding Remaining	38	29	20	2

⁽¹⁾ Market Rate cost is captured in caseload

⁽²⁾ Numbers represent budget accounts 3267, 3228, and 3233 and may not sum due to rounding

⁽³⁾ FY21 Projected budget includes updated caseload forecasts.

⁽⁴⁾ Anticipate a slight increase in federal funding for FFY 2021 per communications with ACF; projected the same increase for FFYs 2022 & 2023





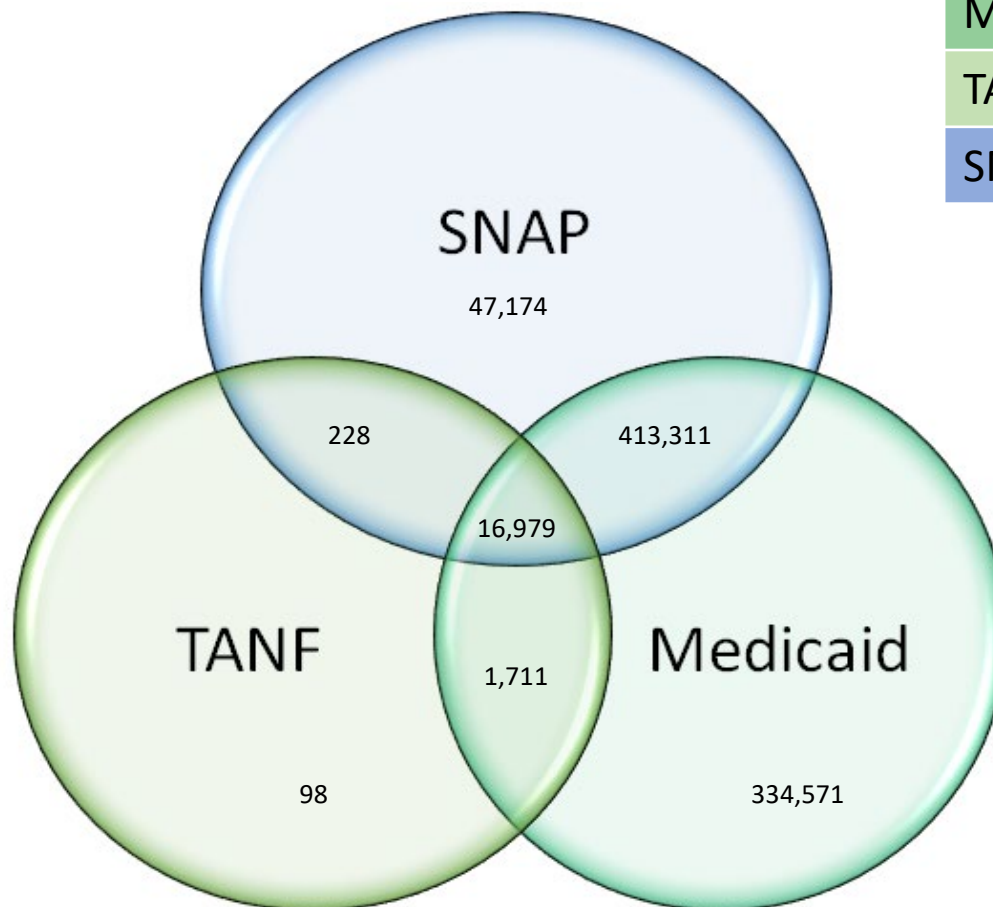
Position Summary

Budget	Base	Maintenance	Enhancement	Total FTE
3228 – Welfare Administration	235	0	0	235
3233 – Field Services	1663.51	226	10	1899.51
3238 – Child Support Enforcement Program	117	0	0	117
3267 – Child Care and Development	7	0	2	9
4862 – Energy Assistance Program	37	0	0	37
Total FTE	2059.51	226	12	2297.51




Recipients By Program

Program	Recipients
Medicaid	766,572
TANF	19,016
SNAP	477,692



Note: August 2020 data is used in the diagram above. 814,072 unique individuals are in at least one of the three programs. Medicaid totals include retroactive cases. Nevada Checkup recipients are included.



BA 3233 Staffing




814,072
Unique individuals
participating in at least one
of three programs

Generate



An average of 192,280
unduplicated tasks
per month

Each task takes an average of
40.72 minutes to complete



59%
Eligibility Tasks

19%
Clerical Tasks

22 %
Supervision and
Oversight

Staffing Increase BA 3233 M201


STAFFING BASELINE METHODOLOGY - BA 3233 M201

		Average Monthly Number of Tasks Received	Transaction Time (in minutes)* Caseload for NEON	FTE's Required to Complete (A X B / 60 / 130) or Monthly Recipients / Caseload Size	Current FTE	Difference FTE	Data Source
		(A)	(B)				
Eligibility	Call Center FSS Calls	29,529	50	190	166	24	FSS's completing eligibility tasks via call center Transaction time = pathOS data
	pathOS Processing	162,751	39	814	679.51	134	Weighted average of various Pathos tasks measured in pathOS and reported monthly
Total		192,280	40.72	1,004	845.51	158	53.26%
Section II: Employment and Training (E&T)							
Case Management	NEON & SNAP E&T Cases	5,169	146	97	95	2	5.15%
Section III: All Clerical Support							
All Clerical Positions				362	321	41	19.21%
Section IV: Supervision, Management, Oversight and Support Assignments							
All Social Service Managers, Supervisors, QA staff, training staff, test staff, BPR staff, and Academy attendees				422	397	25	22.38%
GRAND TOTAL 3233 POSITIONS NEEDED				1,885	1,658.51	226	100.00%





Summary of Agency Operations



Program Eligibility and Policy: provides program eligibility and associated policies for the Supplemental Nutrition Assistance Program, Temporary Assistance for Needy Families, Medicaid including Medical Assistance to the Aged, Blind and Disabled, Child Care Development Program and Energy Assistance.

Program Outreach: co-locates staff in the community to better connect people with available state and community resources by providing program access to the population at entry/exit points within other community partners and entities. Additionally, provides support for Community Health and Wellness programs to encourage eating healthy and being active.

Employment and Training: provides employment, education development, job preparation, homeless to housing coordination, and training services to help individuals gain their highest level of self-sufficiency to reduce or eliminate their need for public assistance and to become employed in in-demand career pathways.

Program Oversight: provides detection, investigation, and prosecution for program fraud in all programs administered by DWSS and associated debt recovery. Measures casework errors and provides corrective action to improve local administration of programs, including evaluation of the results to develop training, improve staff feedback, and training delivery to improve the quality of products and services.

Child Support Enforcement: provides five basic services: (1) locating parents who have an obligation to support their children; (2) establishing paternity for children born outside of marriage; (3) establishing financial and medical support orders; (4) enforcing support orders; and (5) collecting and distributing support payments.

Administrative Services: provides agency-wide support via fiscal services, human resources and information technology.



SNAP Program Cost And Economic Effect

Total SNAP Benefits Issued and Impact to Nevada and Select Counties for State Fiscal Years 2017 through 2020. Per the USDA Economic Research Service every \$5.00 in SNAP benefits generates \$9.00 in economic activity (or \$1.00 = \$1.80)

	BENEFITS ISSUED	IMPACT TO AREA*
STATEWIDE		
SFY 17	\$626,539,052	\$1,127,770,294
SFY 18	\$618,153,457	\$1,112,676,223
SFY 19	\$598,982,655	\$1,078,168,779
SFY 20	\$714,967,031	\$1,286,940,656
SFY 20 - Additional P-EBT	\$96,089,300	\$172,960,740
CLARK		
SFY 17	\$497,597,315	\$895,675,167
SFY 18	\$495,264,550	\$891,476,190
SFY 19	\$481,701,851	\$867,063,332
SFY 20	\$565,467,425	\$1,017,841,365
SFY 20 - Additional P-EBT	\$77,793,897	\$140,029,015
WASHOE		
SFY 17	\$72,427,914	\$130,370,426
SFY 18	\$67,440,542	\$121,392,976
SFY 19	\$63,492,161	\$114,285,891
SFY 20	\$81,863,725	\$147,354,705
SFY 20 - Additional P-EBT	\$9,829,935	\$17,693,883
CARSON CITY		
SFY 17	\$10,776,472	\$19,397,649
SFY 18	\$10,570,424	\$19,026,763
SFY 19	\$10,062,909	\$18,113,235
SFY 20	\$12,726,413	\$22,907,544
SFY 20 - Additional P-EBT	\$1,556,647	\$2,801,965
RURAL		
SFY 17	\$45,737,351	\$82,327,231
SFY 18	\$44,877,941	\$80,780,294
SFY 19	\$43,725,734	\$78,706,321
SFY 20	\$54,909,468	\$98,837,042
SFY 20 - Additional P-EBT	\$6,908,821	\$12,435,878



2021 Nevada Health Profiles Dashboard

For more information regarding Nevada Health Profiles and how to access data such as how many Medicaid or TANF recipients are in each district or county, please visit www.DHHS.nv.gov and click the Quick Link to “Nevada Health Profiles” or scan this QR code with any smart device.

